



# 2011-12 ULM MEN'S BASKETBALL

ULM MEDIA RELATIONS • JEREMY STEVENS • MEN'S BASKETBALL CONTACT  
318-547-5134 • JSTEVENS@ULM.EDU • ULMWARHAWKS.COM

## ULM SCHEDULE/RESULTS

Overall:	0-3	Sun Belt:	0-0
Home:	0-1	Home:	0-0
Away:	0-2	Away:	0-0
Neutral:	0-0	Neutral:	0-0

### EXHIBITION

Date	Opponent	Time/Result
Nov. 1	LUBBOCK CHRISTIAN (EXH.)	W, 67-63
Nov. 7	PHILANDER SMITH (EXH.)	W, 82-69

### REGULAR SEASON

Date	Opponent	Time/Result
Nov. 11	at Ole Miss	L, 38-60
Nov. 14	INDIANA STATE	L, 59-71
Nov. 16	at Tennessee	L, 62-85
Nov. 19	at Southeastern Louisiana	6 p.m.
Nov. 21	at Mississippi State	7 p.m.
Nov. 26	HARDING	2 p.m.
Nov. 28	at Nicholls State	6:30 p.m.

Dec. 3	LOUISIANA TECH	7:30 p.m.
Dec. 10	at Texas A&M	7 p.m.
Dec. 12	NICHOLLS STATE	7 p.m.
Dec. 15	NORTHWESTERN STATE	7 p.m.
Dec. 19	at UNLV	8 p.m.
Dec. 21	at Indiana State	7 p.m.
Dec. 28	WESTERN KENTUCKY*	7:30 p.m.
Dec. 31	ARKANSAS STATE*	4 p.m.

Jan. 5	at Florida Atlantic*	6 p.m.
Jan. 7	at FIU*	6:30 p.m.
Jan. 12	UALR*	7:30 p.m.
Jan. 14	NORTH TEXAS*	4 p.m.
Jan. 19	DENVER*	7:30 p.m.
Jan. 21	at Troy*	7:30 p.m.
Jan. 28	UL-LAFAYETTE*	4 p.m.

Feb. 2	at Arkansas State* (SBN)	8 p.m.
Feb. 4	at UALR*	7 p.m.
Feb. 11	SOUTH ALABAMA*	2 p.m.
Feb. 16	at North Texas*	7 p.m.
Feb. 18	at Denver*	5 p.m.
Feb. 23	MIDDLE TENNESSEE*	7:30 p.m.
Feb. 25	at UL-Lafayette*	7:15 p.m.

All time Central

**BOLD CAPS** denotes home games

\*denotes Sun Belt Conference games

### ULM NAME USAGE

We are ULM. Please note that there are only two correct versions of our institution's name, the preferred acronym ULM and the full name, the University of Louisiana at Monroe. Any other reference, including Louisiana-Monroe, UL-Monroe, La.-Monroe, LAM, or simply Monroe, is incorrect. Additionally, all women's athletic teams are known simply as Warhawks -- not Lady Warhawks or Lady Hawks.



## ULM WARHAWKS (0-3, 0-0 SUN BELT) vs. SOUTHEASTERN LOUISIANA LIONS (1-1, 0-0 SOUTHLAND)

Date .....	Saturday, Nov. 19, 2011
Tipoff .....	6 p.m. CT
Location .....	University Center (Hammond, La.)
Series History .....	ULM leads 60-30
Last Meeting .....	L, 40-42 (2005-06)
Coaches .....	SLU's Jim Yarbrough (194-125) vs. ULM's Keith Richard (157-144)
Radio .....	101.9 FM, Nick White (pbp)
Live Stats .....	ulmwarhawks.com

### WARHAWK QUICK HITS

- ULM continues its three-game road trip Saturday against in-state foe Southeastern Louisiana. The game is set to tip off at 6 p.m. inside the University Center.
- ULM and Southeastern Louisiana will be meeting for the 91st time. ULM owns a 60-30 advantage in the all-time series however, Southeastern Louisiana has won the past five meetings.
- ULM is in its 61st season of basketball. The Warhawks have won 10 regular season conference championships, eight conference tournament championships and have made seven NCAA Tournament appearances.
- ULM returns three starters and eight letterwinners off a team that finished 7-24 overall, 2-14 in the Sun Belt last season. The Warhawks also welcome in five newcomers. ULM was picked to finish sixth in the West Division of the Sun Belt Conference.
- 6-2 senior guard Fred Brown was named to the Preseason All-Sun Belt Third Team by the conference coaches. Brown averaged 13.8 points and 2.6 assists per game last season.
- Brown had a game-high 18 points, including four 3-pointers in the Warhawks' 85-62 loss at Tennessee on Wednesday. ULM was tied 33-all at halftime and led the Volunteers by four points in the second half before Tennessee pulled away late.
- The Warhawks have outshot all three of its opponents from 3-point range this season. Overall, ULM is shooting .377 (20-of-53) from beyond the arc.
- ULM has improved its scoring output in all three games. The Warhawks had season highs in points (62) and field-goal percentage (.429) against Tennessee.

### ULM PROBABLE STARTERS

NO.	NAME	POS.	HT.	WT.	YR.	HOMETOWN	2011-12 STATS
41	Fabio Ribeiro	C	6-10	250	Sr.	Caetnonopolis, Brazil	6.3 ppg, 5.7 rpg
35	Trey Lindsey	F	6-6	205	Fr.	Austin, Texas	3.3 ppg, 4.7 rpg
10	Trent Mackey	G	6-3	180	Fr.	Tampa, Fla.	6.3 ppg, 2.7 rpg
55	Fred Brown	G	6-2	190	Sr.	West Palm Beach, Fla.	13.3 ppg, 3.0 rpg, 2.6 apg
24	Hugh Mingo	G	6-3	175	Sr.	West Monroe, La.	6.3 ppg, 4.0 rpg

### ULM OFF THE BENCH

NO.	NAME	POS.	HT.	WT.	YR.	HOMETOWN	2010-11 STATS
3	Marcelis Hansberry	G	6-0	180	So.	Jackson, Miss.	3.0 ppg, 2.0 apg
4	R.J. McCray	G	6-2	180	So.	Grand Prairie, Texas	5.0 ppg, 2.3 rpg
5	Christian Bibi Ndongo	F	6-8	195	Sr.	Yaounde, Cameroon	2.0 ppg, 3.5 rpg, 1.0 bpg
11	Charles Winborne	G	6-1	185	So.	Shreveport, La.	8.0 ppg, 3.0 apg

### SOUTHEASTERN LOUISIANA PROBABLE STARTERS

NO.	NAME	POS.	HT.	WT.	YR.	HOMETOWN	2011-12 STATS
10	Roosevelt Johnson	F	6-6	225	Jr.	Norco, La.	12.0 ppg, 7.0 rpg
24	Jan Petrovic	F	6-8	225	Jr.	Nova Gorica, Slovenia	1.5 ppg, 6.5 rpg
05	Brandon Fortenberry	G	6-3	185	Sr.	Picayune, Miss.	20.0 ppg, 4.0 rpg
12	Daron Populist	G	5-10	170	Jr.	Slidell, La.	6.0 ppg, 0.5 apg
22	Jeremy Campbell	G	6-4	185	So.	Hattiesburg, Miss.	2.0 ppg, 0.5 rpg



## ULM QUICK FACTS

## UNIVERSITY INFORMATION

Name .....	ULM (University of Louisiana at Monroe)
Location .....	Monroe, La. (Ouachita Parish)
Founded .....	1931
Enrollment .....	8,858
Nickname/Mascot .....	Warhawks/Ace
Colors .....	Maroon & Gold
Conference .....	Sun Belt
Affiliation .....	NCAA Division I
President .....	Dr. Nick Bruno
Director of Athletics .....	Bobby Staub

## HOME COURT INFORMATION

Facility .....	Fant-Ewing Coliseum
Capacity .....	7,000
Opened .....	1971
Playing Surface .....	Maple
All-Time Record .....	381-142
Championship Tournaments Hosted .....	10
Press Row Phone .....	(318) 342-6920

## PROGRAM INFORMATION

First Season .....	1951-52
Total Seasons .....	60
All-Time Record .....	893-751
All-Time Conference Record .....	383-317
Gulf States (18 seasons) .....	100-98
Atlantic Sun (4 seasons) .....	23-11
Southland (24 seasons) .....	231-149
Sun Belt (5 seasons) .....	29-59
Winning Seasons .....	38
Last .....	2006-07 (18-14)
20-Plus Win Seasons .....	10
Last .....	2001-02 (20-12)
Regular Season Conference Championships .....	10
.. (1962, 1965, 1980, 1986, 1990, 1991, 1993, 1994, 1996, 1997)	
Conference Tournament Titles .....	8
..... (1979, 1982, 1986, 1990, 1991, 1992, 1993, 1996)	
NCAA Tournament Appearances .....	7
Last .....	1996 (Wake Forest: L, 50-62)
NIT Appearances .....	2
Last .....	1988 (Arkansas State: L, 59-70)

## 2010-11 SEASON RECAP

Overall Record .....	7-24
Home .....	4-9
Away .....	2-13
Neutral .....	1-2
SBC Record .....	2-14 (6th West)
Home .....	0-8
Away .....	2-6
SBC Tournament Record .....	0-1
Starters R/L .....	3/2
Letterwinners R/L .....	8/4
Newcomers (HS/TR) .....	5 (4/1)
Returning Scoring .....	.62 percent
Returning Rebounding .....	.58 percent

## BASKETBALL STAFF

Head Coach .....	Keith Richard
Alma Mater .....	ULM, 1982
Record at ULM .....	7-24 (1 season)
Career Record .....	157-141 (10 seasons)
Assistant Coach .....	Cord Wright (Limestone, 2002)
Assistant Coach .....	Brandon Roberts (ULM, 2009)
Athletic Trainer .....	Jeremy Teblum (Florida State, 2009)
Strength & Conditioning .....	Joe Girardi (Miami, Fla., 2009)
Video Coordinator .....	Matt Braunscheidel (St. Bonaventure, 2006)
Academic Counselor .....	Elizabeth Holbert (Ole Miss, 2008)

## GAME BASICS

ULM continues its three-game road trip Saturday against in-state foe Southeastern Louisiana. The game is set to tip off at 6 p.m. inside the University Center and can be heard on Star 101.9 FM in Monroe or online at [ulmwarhawks.com](http://ulmwarhawks.com), with Nick White calling the action. Live stats are available by visiting [ulmwarhawks.com](http://ulmwarhawks.com).

## UPDATING THE WARHAWKS

ULM (0-3) led by as many as four points in the second half, but faltered late in an 85-62 loss at Tennessee on Wednesday. Despite the loss, ULM shot a season-high 42.9 percent from the field and scored a season-best 62 points. The Warhawks outshot their opponent from the 3-point line for the third consecutive game.

The Warhawks also had a season-high 15 assists against Tennessee, including a career-high five from sophomore guard Charles Winborne.

Senior guard Fred Brown led the way for the Warhawks for the third straight game with 18 points on 6-of-14 shooting. Brown made a season-best four 3-pointers and added two assists and two steals in the game. Fellow senior Hugh Mingo was the only other ULM player to notch double figures in scoring with 11 points. Mingo also had season bests with seven rebounds and four assists without a turnover against the Volunteers.

Brown, who has scored 13.3 points per game, is the only ULM player averaging double figures through the first three games. He has made 12-of-39 shots from the field and 7-of-15 shots from 3-point range.

Winborne ranks second on the team in scoring with 8.0 points per game, and leads the team with 3.0 assists per contest. Winborne is 7-of-13 from 3 through the first three games.

Freshman Trent Mackey has been a pleasant surprise for the Warhawks as he has knocked in at least one 3-pointer in all three games. Mackey is averaging 6.3 points on 6-of-13 shooting from the field. He is 5-of-10 from beyond the arc and has hit two 3s in each of the last two games.

Mingo and senior center Fabio Ribeiro are each contributing 6.3 points per game. Ribeiro also leads the team with 5.7 rebounds per game.

Despite having just two players over 6-foot-8, the Warhawks have managed to block an average of 3.0 shots per game this season. 6-2 guard R.J. McCray recorded a career-best two blocks Wednesday against Tennessee and 6-8 forward Christian Bibi Ndongo had a career-high two blocks Monday against Indiana State.

## PREVIEWING THE LIONS

Southeastern Louisiana (1-1) was a former conference rival when ULM played in the Southland Conference. The Lions return six lettermen and two starters off a team that finished 15-14 overall, 9-7 in the Southland last season.

The Lions defeated NAIA school Spring Hill, 71-44, in its home opener on Tuesday. The Lions forced 15 turnovers in the game and outscored Spring Hill 27-7 off those turnovers. Southeastern Louisiana also had a 32-18 edge in points in the paint. The Lions lost 67-52 at Tulsa in their season opener last Sunday.

Brandon Fortenberry is averaging a team-best 20.0 points on 51.9 percent shooting (14-of-27) for the Lions. Roosevelt Johnson is the only other player in double figures with 12.0 points and a team-best 7.0 rebounds per game.

Jim Yarbrough is 97-83 in his seventh season as the head coach of the Lions. Yarbrough has guided Southeastern Louisiana to winning seasons in five of his six years.

## SERIES HISTORY

ULM and Southeastern Louisiana will be meeting for the 91st time with Warhawks owning a 60-30 advantage in the series. Southeastern Louisiana has won the past five meetings, including a 42-40 victory over ULM in Hammond during the 2005-06 season.

## UP NEXT

ULM wraps up five games in the first 11 days of the season at Mississippi State Monday at 7 p.m.

## STATS COMPARISON

## CATEGORY

Overall Record	0-3	1-1
Conference Record	0-0	0-0
Points Per Game	53.0	61.5
Opp. Points Per Game	72.0	55.5
Rebounds Per Game	31.3	34.5
Rebounding Margin	-12.0	-1.0
Field Goal Pct.	.364	.426
Opp. Field Goal Pct.	.413	.396
3-Point Pct.	.377	.342
Opp. 3-Point Pct.	.320	.304
Free Throw Pct.	.583	.529
Assists Per Game	12.0	9.0
Turnovers Per Game	13.3	10.5
Turnover Margin	-3.0	3.0
Blocked Shots Per Game	3.0	4.0
Steals Per Game	3.7	6.0



## CAREER TOTALS FOR CURRENT WARHAWKS

## POINTS

Fred Brown.....	819
Hugh Mingo .....	314
Steven McClellan.....	144
Fabio Ribeiro .....	121
Marcelis Hansberry.....	110
R.J. McCray.....	84
Christian Bibi Ndongo .....	42
Charles Winborne.....	27
Trent Mackey .....	19
Trey Lindsey .....	10
Ife Eke .....	0
D'Andre Martin.....	0
Reginald Smith .....	0

## REBOUNDS

Fred Brown.....	160
Hugh Mingo .....	159
Steven McClellan.....	113
Fabio Ribeiro .....	99
Christian Bibi Ndongo .....	45
Marcelis Hansberry.....	38
R.J. McCray .....	27
Trey Lindsey .....	14
Trent Mackey.....	8
Charles Winborne.....	5
Ife Eke .....	3
D'Andre Martin.....	0
Reginald Smith .....	0

## ASSISTS

Fred Brown.....	148
Marcelis Hansberry.....	51
Hugh Mingo .....	44
R.J. McCray.....	15
Steven McClellan.....	14
Charles Winborne.....	9
Fabio Ribeiro .....	9
Christian Bibi Ndongo .....	6
Trent Mackey.....	3
Trey Lindsey .....	2
Ife Eke .....	0
D'Andre Martin.....	0
Reginald Smith .....	0

## STEALS

Fred Brown.....	78
Hugh Mingo .....	45
Marcelis Hansberry.....	12
Steven McClellan.....	10
Fabio Ribeiro .....	8
R.J. McCray.....	7
Christian Bibi Ndongo .....	5
Trey Lindsey .....	2
Charles Winborne.....	1
Trent Mackey.....	1
Ife Eke .....	0
D'Andre Martin.....	0
Reginald Smith .....	0

## BLOCKS (Top Five Only)

Christian Bibi Ndongo .....	10
Steven McClellan.....	9
Fred Brown.....	8
Fabio Ribeiro .....	8
Hugh Mingo .....	7

## ULM CLOSING IN ON 900 WINS

In its 61st season of men's basketball, the ULM program enters the 2011-12 season just seven wins shy of 900. The men's basketball program has been one of the finest at ULM over the years as the Warhawks have captured 10 regular season conference titles, eight conference tournament championships and have appeared in the NCAA Tournament seven times and the NIT twice.

## SEASON TICKET INFORMATION

The ULM Athletic Department ticket office now offers a basketball flex pack for just \$75 which includes 10 general admission tickets that are good for any home game.

Lower level reserved season tickets are available for \$150. The ULM frequent flyer pass is also still available for \$99. The frequent flyer pass is good for general admission seating to all home Warhawk football, men's and women's basketball and baseball games during the 2011-12 school year.

ULM faculty and staff can purchase lower level reserved tickets for a reduced price of \$120 or a frequent flyer pass for \$90.

## EXHIBITION RECAP

ULM went 2-0 in exhibition games with victories over NAIA schools Lubbock Christian (67-63) and Philander Smith (82-69) this past week. The Warhawks averaged 74.5 points per game and shot 44.9 percent from the field in the two games. ULM also owned a plus-11 rebounding advantage.

Senior guards Fred Brown and Hugh Mingo led the Warhawks offensively in both games. Brown averaged 21.0 points and Mingo chipped in 18.0 points per game. Senior center Fabio Ribeiro came close to averaging a double-double with 10.5 points and 9.5 rebounds per game.

Against Lubbock Christian, Brown scored a game-high 21 points and Hugh Mingo added 18 to lead ULM to a 67-63 win over Lubbock Christian (Nov. 1) inside Fant-Ewing Coliseum. ULM converted 50 percent of its field goals in the second half (15-of-30) and made 10 of its 14 free throws to spark the victory after the teams were tied 26-all at halftime.

Ribeiro connected on 4-of-6 field goals to finish with 12 points and seven rebounds, while Charles Winborne added five points and two rebounds in his first ULM action after sitting out last season due to NCAA transfer rules. Brown and Mingo were co-leaders in rebounds with eight boards a piece.

Brown once again had 21 points, this time on an efficient 7-of-9 shooting from the field, as ULM took down Philander Smith 82-69 (Nov. 7) in Fant-Ewing Coliseum. ULM had an overwhelming 42-20 advantage on the boards and outscored Philander Smith 42-14 in the paint.

Mingo tallied 18 points, six rebounds and three assists while Winborne added 10 points. ULM struggled to take care of the ball with 27 turnovers. The Warhawks still managed a 26-17 edge in points off turnovers.

## TOUGH START

The Warhawks tip off the season with five games in the first

11 days against some pretty stiff competition. ULM opens the season on the road at Ole Miss before heading home to face 2011 NCAA Tournament participant Indiana State in its home opener Nov. 14. The Warhawks then travel to Tennessee (Nov. 16), Southeastern Louisiana (Nov. 19) and Mississippi State (Nov. 21).

## WARHAWK INK TWO IN EARLY SIGNING PERIOD

ULM men's basketball head coach Keith Richard announced Thursday the signing of high school seniors Kyle Koszuta and Taylor Birchett to national letters of intent. Koszuta and Birchett are the first two players to sign with the Warhawks for the 2012-13 season.

"We are excited about Kyle and Taylor joining our team next season," Richard said. "They're great kids that come from great families and will help us move this program forward."

Koszuta, a 6-1 point guard, attends Niceville High School in Niceville, Fla. Koszuta averaged 16.1 points and 1.5 assists as a junior, helping the Eagles to a 15-9 record. He scored a season-best 31 points on 12-of-23 shooting against Bainbridge (Ga.) last season.

Birchett, a 6-4 shooting guard, attends Roswell High School in Roswell, Ga. He led his team in scoring with 16.5 points as a junior and helped Roswell to its first Georgia 'Sweet 16' appearance in 14 years. He shot 43.2 percent from the field (118-of-273) and 40.3 percent from 3-point range (54-of-134) as a junior and was named to the 6-5A all-region team and the All-North Fulton Prep Rally first team.

## EKE, MCCLELLAN TO REDSHIRT IN 2011-12

ULM men's basketball head coach Keith Richard announced Tuesday that sophomores Ife Eke and Steven McClellan will redshirt during the 2011-12 season and each will have three years of eligibility remaining starting next season. The Warhawks will play the season with eight scholarship players.

Eke suffered a season-ending injury by tearing his anterior cruciate ligament (ACL) in practice last week and is expected to have surgery in the near future. McClellan will also sit out the season as a redshirt due to personal reasons.

## FAMILIAR FOES

ULM will renew in-state rivalries against former Southland Conference foes Northwestern State, Southeastern Louisiana and Nicholls State in 2011-12. The Warhawks will also face Louisiana Tech for the fourth consecutive season.

ULM has faced Northwestern State more than any other team as the two will meet for the 118th time this season. The Warhawks and Demons have not faced each other since 2005-06, the last season ULM competed in the Southland. Similarly, the Warhawks will meet Southeastern Louisiana for the 91st time and Nicholls State for the 71st time in school history.

## BROWN TABBED PRESEASON ALL-SUN BELT

Senior guard **Fred Brown** has picked up plenty of preseason accolades as he was named to virtually everyone's preseason All-Sun Belt team. Brown was chosen to All-Sun Belt Third Team by the conference coaches and College Sports



## SUN BELT STANDINGS

WEST DIVISION	Sun Belt			Overall		
	W	L	Pct.	W	L	Pct.
Middle Tennessee	0	0	.000	3	0	1.000
FIU	0	0	.000	1	1	.500
South Alabama	0	0	.000	1	1	.500
Troy	0	0	.000	1	1	.500
Western Kentucky	0	0	.000	1	2	.333
Florida Atlantic	0	0	.000	1	3	.250

WEST DIVISION	Sun Belt			Overall		
	W	L	Pct.	W	L	Pct.
Denver	0	0	.000	3	0	1.000
UALR	0	0	.000	2	1	.667
North Texas	0	0	.000	1	1	.500
UL-Lafayette	0	0	.000	1	2	.333
Arkansas State	0	0	.000	1	2	.333
<b>ULM</b>	<b>0</b>	<b>0</b>	<b>.000</b>	<b>0</b>	<b>3</b>	<b>.000</b>



## MID-MAJOR TOP 25 (Nov. 14, 2011)

No.	School	Record	Pts.	Prev.
1.	Gonzaga (26)	1-0	747	1
2.	Creighton (1)	2-0	713	3
3.	Belmont	0-1	660	4
4.	Cleveland State (1)	1-0	619	22
5.	Wichita State	1-0	616	5
6.	Iona	0-0	569	6
7.	George Mason (1)	1-0	552	7
8.	Harvard	1-0	528	8
9.	Butler	0-1	490	2
10.	Drexel	0-0	478	10
11.	St. Mary's	1-0	419	11
12.	Akron (1)	2-0	412	14
13.	VCU	1-0	402	13
14.	Kent State	0-0	386	12
15.	BYU	0-1	324	9
16.	Detroit	1-0	297	15
17.	Fairfield	1-0	257	17
18.	Long Beach State	1-0	254	18
19.	Weber State	1-0	195	19
20.	Indiana State	1-0	174	20
21.	Old Dominion	0-1	120	16
22.	Evansville	1-0	106	NR
23.	UC Santa Barbara	1-0	91	23
24.	Oakland	0-0	78	24
25.	Northern Iowa	1-0	68	NR

**OTHERS RECEIVING VOTES:** Santa Clara 51, Middle Tennessee State 45, Loyola Marymount 40, Davidson 39, UTSA 38, Bucknell 37, Missouri State 33, Murray State 27, College of Charleston 25, North Dakota State 24, Oral Roberts 17, Florida Atlantic 15, San Francisco 13, Western Michigan 11, Morgan State 10, UNC-Asheville 10, Ball State 8, Coastal Carolina 8, Montana 8, Portland 8, Siena 8, Miami 6, Robert Morris 6, Utah Valley State 5, Green Bay 4, Princeton 4, Stony Brook 4, Long Island 3, South Alabama 3, Cal Poly 2, South Dakota State 2, Eastern Michigan 1, Milwaukee 1, North Dakota 1, North Texas 1, Valparaiso 1, Wagner 1

Madness. Brown was also picked as one of the top five players in the Sun Belt by Jon Teitel of collegehoops.net.

## BROWN, MINGO NAMED TEAM CAPTAINS

Head Coach Keith Richard named seniors Fred Brown and Hugh Mingo team captains for the 2011-12 season. Brown and Mingo are the two leading returning scorers from last season. They combined to make 58 starts and averaged over 32 minutes per game a year ago.

## WARHAWKS PICKED SIXTH IN SUN BELT WEST DIVISION

ULM was picked to finish sixth in the West Division of the Sun Belt by its conference coaches. Arkansas State received 64 points and was picked to win the West, followed by UL-Lafayette (60), North Texas (50), Denver (40), UALR (26) and ULM (12).

Florida Atlantic got all but one first-place vote to earn the top spot in the East Division. The Owls were followed by Middle Tennessee (59), Western Kentucky (41), South Alabama (33), FIU (31) and Troy (17).

## FANT-EWING COURT GETS NEW LOOK

The court inside Fant-Ewing Coliseum will have a new look to it when the ULM men's and women's basketball teams begin play in November.

The court has been redesigned and repainted with a fresh look, which includes the primary ULM logo at center court and "Warhawks" on each baseline. It is the first major renovation to the court since the fall of 2006.

The redesign also accommodates the new women's 3-point line, which moves back a foot to 20 feet, 9 inches (the same as the men) and the addition of the charge circle underneath each basket.

Fant-Ewing Coliseum has received several upgrades since 2009, including a new scoreboard and new scorer's tables.

## ULM ADDS FIVE PLAYERS FOR 2011-12

The Warhawks welcome in four new players for the 2011-12 season plus the addition of sophomore transfer Charles Winborne, who practiced with the team but sat out last

season. Winborne joins four freshmen -- Trey Lindsey, Trent Mackey, D'Andre Martin and Reginald Smith -- as newcomers.

A 6-1 guard, Winborne saw limited action during his freshman season at Loyola-Chicago before transferring to ULM. He is expected to be a key player for the Warhawks this season.

A 6-6 forward, Lindsey joins the Warhawks after a solid prep career at Bowie High School in Austin, Texas. Lindsey averaged 14 points, five rebounds and four assists during his senior season.

A 6-3 guard, Mackey finished his prep career as one of the top players in his school's history. Mackey averaged 20.9 points, 3.9 rebounds, 2.8 assists and 1.9 steals per game as a senior for Newsome High School in Tampa, Fla. He finished second in career scoring at Newsome and he holds the school record for most 3-pointers made in a season and career.

A 6-2 guard, Martin -- the nephew of former ULM great Terry Martin -- earned District 2-3A MVP as a senior for local Richwood High School. He averaged 22 points, 12 rebounds, four assists and three steals as a senior while also earning Louisiana Sports Writers Association First-Team All-State honors.

A 6-0 guard, Smith earned second-team Louisiana 3A All-State honors during his senior season for Caldwell High School. He averaged 22.3 points, eight assists and three assists during his senior season.

## MISC. STATS

Largest halftime lead.....	n/a
Largest halftime deficit.....	22, at Ole Miss (11/11/11)
Largest halftime lead surrendered to lose.....	n/a
Largest halftime deficit overcome to win.....	n/a
Largest lead at any time.....	4, at Tennessee (11/16/11)
Largest deficit at any time.....	26, at Ole Miss (11/11/11)
Largest lead surrendered to lose.....	4, 4, at Tennessee (11/16/11)
Largest deficit overcome to win.....	n/a
Largest margin of victory.....	n/a
Largest margin of defeat.....	23, at Tennessee (11/16/11)
Most points scored in a half.....	33 (twice); last at Tennessee (11/16/11)
Fewest points scored in a half.....	11, at Ole Miss (11/11/11)
Most points allowed in a half.....	52, at Tennessee (11/16/11)
Fewest points allowed in a half.....	27, at Ole Miss (11/11/11)



## 2011-12 ROSTER

## NUMERICAL ROSTER

##	Name	Pos.	Cl.	Ht.	Wt.	Hometown (Previous School)
3	Marcelis Hansberry	G	So.	6-0	180	Jackson, Miss. (Provine HS)
4	R.J. McCray	G	So.	6-2	180	Grand Prairie, Texas (Grace Prep Academy)
5	Christian Bibi Ndongo	F	Sr.	6-8	195	Yaounde, Cameroon (John Wood CC)
10	Trent Mackey	G	Fr.	6-3	180	Tampa, Fla. (Newsome HS)
11	Charles Winborne	G	So.	6-1	185	Shreveport, La. (Loyola-Chicago)
14	Ife Eke*	F	So.	6-7	210	Lagos, Nigeria (Northwest Rankin HS)
15	Steven McClellan*	C	So.	6-7	250	Fresno, Calif. (Edison HS)
23	Reginald Smith	G	Fr.	6-0	160	Columbia, La. (Caldwell HS)
24	Hugh Mingo	G	Sr.	6-3	175	West Monroe, La. (South Plains CC)
33	D'Andre Martin	G	Fr.	6-2	195	Monroe, La. (Richwood HS)
35	Trey Lindsey	F	Fr.	6-6	205	Austin, Texas (Bowie HS)
41	Fabio Ribeiro	C	Sr.	6-10	250	Caetopolis, Brazil (New Mexico JC)
55	Fred Brown	G	Sr.	6-2	190	West Palm Beach, Fla. (Kansas State)

\*Will redshirt during the 2011-12 season

## ALPHABETICAL ROSTER

##	Name	Pos.	Cl.	Ht.	Wt.	Hometown (Previous School)
5	Christian Bibi Ndongo	F	Sr.	6-8	195	Yaounde, Cameroon (John Wood CC)
55	Fred Brown	G	Sr.	6-2	190	West Palm Beach, Fla. (Kansas State)
14	Ife Eke*	F	So.	6-7	210	Lagos, Nigeria (Northwest Rankin HS)
3	Marcelis Hansberry	G	So.	6-0	180	Jackson, Miss. (Provine HS)
35	Trey Lindsey	F	Fr.	6-6	205	Austin, Texas (Bowie HS)
10	Trent Mackey	G	Fr.	6-3	180	Tampa, Fla. (Newsome HS)
33	D'Andre Martin	G	Fr.	6-2	195	Monroe, La. (Richwood HS)
15	Steven McClellan*	C	So.	6-7	250	Fresno, Calif. (Edison HS)
4	R.J. McCray	G	So.	6-2	180	Grand Prairie, Texas (Grace Prep Academy)
24	Hugh Mingo	G	Sr.	6-3	175	West Monroe, La. (South Plains CC)
41	Fabio Ribeiro	C	Sr.	6-10	250	Caetopolis, Brazil (New Mexico JC)
23	Reginald Smith	G	Fr.	6-0	160	Columbia, La. (Caldwell HS)
11	Charles Winborne	G	So.	6-1	185	Shreveport, La. (Loyola-Chicago)

\*Will redshirt during the 2011-12 season

## COACHING STAFF

**Head Coach:** Keith Richard, second season at ULM

**Assistant Coach:** Cord Wright, second season at ULM

**Assistant Coach:** Brandon Roberts, second season at ULM

## PRONUNCIATION

Keith <b>RICHARD</b>	Re-CHARD
Christian <b>BIBI NDONGO</b>	be-be-DONGO
<b>IFE EKE</b>	if-E E-kay
Fabio <b>RIBEIRO</b>	rib-ARROW
<b>D'ANDRE</b> Martin	DEE-on-dre

## BY CLASS

Seniors .....	Fred Brown
.....	Hugh Mingo
.....	Fabio Ribeiro
.....	Christain Bibi Ndongo
Sophomores .....	Marcelis Hansberry
.....	R.J. McCray
.....	Charles Winborne
.....	Ife Eke
.....	Steven McClellan
Freshman .....	Trent Mackey
.....	Reginald Smith
.....	D'Andre Martin
.....	Trey Lindsey

## BY POSITION

Guard .....	Marcelis Hansberry
.....	R.J. McCray
.....	Trent Mackey
.....	Charles Winborne
.....	Reginald Smith
.....	Hugh Mingo
.....	D'Andre Martin
.....	Fred Brown
Forward .....	Christian Bibi Ndongo
.....	Ife Eke
.....	Trey Lindsey
Center .....	Steven McClellan
.....	Fabio Ribeiro

## BY HEIGHT

6-0 .....	Reginald Smith
.....	Marcelis Hansberry
6-1 .....	Charles Winborne
6-2 .....	Fred Brown
.....	R.J. McCray
.....	D'Andre Martin
6-3 .....	Hugh Mingo
.....	Trent Mackey
6-6 .....	Trey Lindsey
6-7 .....	Steven McClellan
.....	Ife Eke
6-8 .....	Christian Bibi Ndongo
6-10 .....	Fabio Ribeiro

## BY STATE

Louisiana .....	Charles Winborne
.....	Reginald Smith
.....	Hugh Mingo
.....	D'Andre Martin
Texas .....	R.J. McCray
.....	Trey Lindsey
Mississippi .....	Marcelis Hansberry
.....	Ife Eke
Florida .....	Fred Brown
.....	Trent Mackey
California .....	Steven McClellan
Brazil .....	Fabio Ribeiro
Cameroon .....	Christian Bibi Ndongo



## HEAD COACH KEITH RICHARD

Keith Richard returned to his alma mater to become ULM's seventh men's basketball head coach on April 22, 2010. Now in his second season, Richard seeks to restore the rich tradition of the ULM men's basketball program — something he knows very well.

Richard became the second ULM men's basketball coach — joining Mike Vining — to have also been a student-athlete and an assistant coach for the program. He was with the Warhawks in both capacities for six of the program's seven NCAA Tournament appearances in the 80s and 90s.

The Warhawks finished 7-24 in Richard's first season that was plagued by scholarship limits and youth. Despite the record, the Warhawks were competitive, losing seven games by six points or less. The season highlight came in an 82-75 victory at North Texas in the final week of the regular season. The Warhawks also took down Big Sky Tournament champion Northern Colorado 78-75 in Fant-Ewing Coliseum on Dec. 22.

As a student-athlete, Richard bridged the transition from Lenny Fant to Benny Hollis to Vining. He played on Fant's final team, played two seasons for Hollis and then completed his playing career on Vining's first team. ULM won three Trans-America Athletic Conference championships during his four years and advanced to the NCAA Tournament in 1982, the school's first-ever appearance, and the NIT in 1979. He twice led the team in assists and was team captain in 1980-81 and 1981-82.

Following his playing career, Richard spent two seasons as a graduate assistant at ULM (1984-86), assisting as his alma mater won the Southland Conference regular season and tournament titles in 1985, earning a trip to the NCAA Tournament.

Richard moved on to Marshall University for three years from 1986-89, helping the Thundering Herd win two Southern Conference crowns and a Southern Conference tournament title. Marshall participated in the 1987 NCAA Tournament and the 1988 NIT while Richard was on staff.

He returned to ULM for the 1989-90 season, spending five seasons as an assistant coach. In those five years, ULM won four Southland Conference regular season championships, four Southland Conference tournaments and made four appearances in the NCAA Tournament (1990, 1991, 1993, 1994). He departed in 1994 to join the staff at Louisiana Tech.

In his first season at Louisiana Tech, Richard helped the Bulldogs to the second biggest turnaround in the nation as they won 14 games after winning just two in the season prior to his arrival.

The following year Richard was promoted from assistant coach to associate head coach, spending three seasons in that capacity. He helped the Bulldogs reach the championship game of the Sun Belt Tournament in 1997, the school's first appearance in five seasons.

Richard became the head coach at Louisiana Tech prior to the 1998-99 season, guiding the Bulldogs for nine seasons. In his time at the helm of Louisiana Tech, Richard compiled a record of 150-117, the third-most wins in school history. In nine seasons, Richard had 11 players named all-conference, including three-time NCAA rebounding champion Paul Millsap, who went on to be drafted by the Utah Jazz. This season, Millsap will begin his fifth year with the Jazz.

During Richard's tenure at Louisiana Tech, the Bulldogs went on the road and won money games against the likes of Auburn, Baylor, Memphis (coached by John Calipari) and Texas Tech (coached by Bob Knight).

In his first season as head coach, Louisiana Tech won the Sun Belt regular season championship. Richard was named Sun Belt Conference Coach of the Year and two players, Lonnie Cooper and Craig Jackson, earned all-conference accolades.

The next year, Richard guided Louisiana Tech to a 21-win season, the school's first of three 20-plus win seasons under Richard. Gerrod Henderson and Jackson earned All-Sun Belt honors that year, with Henderson named the Sun Belt's Most Valuable Player.

In 2001-02, Louisiana Tech moved from the Sun Belt into the Western Athletic Conference, where Richard immediately turned the Bulldogs into a contender for the conference crown, posting a 22-10 overall record, 14-4 in conference play. Led by Henderson, who earned All-WAC honors, Richard's Bulldogs earned a berth in the NIT, where they defeated Louisiana-Lafayette and Vanderbilt before falling to Villanova.

Richard took the Bulldogs to the postseason again during the 2005-06 season as Louisiana Tech won 20 games and earned a trip to the NIT. That year, Millsap was named as an All-WAC performer for the third consecutive season while also leading the nation in rebounding for the third-straight season.

In nine years as the head coach at Louisiana Tech, Richard's teams posted a conference record of 90-60, going 32-14 in three seasons in Sun Belt and 58-46 in six years in the WAC. At ULM, Richard returns to the Sun Belt where he currently stands as the league's 10th winningest coach in conference games, with a .696 winning percentage.

Prior to returning to guide his alma mater, Richard spent the past two seasons as an assistant coach at LSU, where he helped the Tigers win the 2008-09 SEC regular season championship and reach the second round of the NCAA Tournament before losing to eventual national champion North Carolina.



### THE RICHARD FILE

**7-27 Record at ULM (second season)**

**157-144 Career Record (11th season)**

#### COACHING HONORS

1999 Sun Belt Coach of the Year

Has been part of the coaching staff for seven NCAA Tournament and three NIT teams

#### COACHING CAREER

Season	School	Position	Record/Postseason
1984-85	ULM	Graduate Assistant	17-12
1985-86	ULM	Graduate Assistant	20-10/NCAA
1986-87	Marshall	Assistant Coach	25-6/NCAA
1987-88	Marshall	Assistant Coach	24-8/NIT
1988-89	Marshall	Assistant Coach	15-15
1989-90	ULM	Assistant Coach	22-8/NCAA
1990-91	ULM	Assistant Coach	25-8/NCAA
1991-92	ULM	Assistant Coach	19-10/NCAA
1992-93	ULM	Assistant Coach	26-5/NCAA
1993-94	ULM	Assistant Coach	19-9
1994-95	Louisiana Tech	Assistant Coach	14-13
1995-96	Louisiana Tech	Associate Head Coach	11-17
1996-97	Louisiana Tech	Associate Head Coach	15-14
1997-98	Louisiana Tech	Associate Head Coach	12-15
1998-99	Louisiana Tech	Head Coach	19-9
1999-00	Louisiana Tech	Head Coach	21-8
2000-01	Louisiana Tech	Head Coach	17-12
2001-02	Louisiana Tech	Head Coach	22-10/NIT
2002-03	Louisiana Tech	Head Coach	12-15
2003-04	Louisiana Tech	Head Coach	15-15
2004-05	Louisiana Tech	Head Coach	14-15
2005-06	Louisiana Tech	Head Coach	20-13/NIT
2006-07	Louisiana Tech	Head Coach	10-20
2008-09	LSU	Assistant Coach	27-8/NCAA
2009-10	LSU	Assistant Coach	11-20
2010-11	ULM	Head Coach	7-24
2011-12	ULM	Head Coach	0-3

#### PLAYING CAREER

Played for ULM from 1978-82; Coached by Lenny Fant, Benny Hollis & Mike Vining

1979 Atlantic Sun Tournament Champions, NIT

1980 Atlantic Sun Regular Season Champions

1982 Atlantic Sun Tournament Champions, NCAA

Two-time team captain ('81 & '82)

Led team in assists twice



**2011-12 ULM Men's Basketball**  
**ULM Combined Team Statistics (as of Nov 16, 2011)**  
**All games**

<b>RECORD:</b>	<b>OVERALL</b>	<b>HOME</b>	<b>AWAY</b>	<b>NEUTRAL</b>
ALL GAMES	0-3	0-1	0-2	0-0
CONFERENCE	0-0	0-0	0-0	0-0
NON-CONFERENCE	0-3	0-1	0-2	0-0

#	Player	gp-gs	min	avg	Total		3-Point		F-Throw		Rebounds								a	to	blk	stl	pts	avg
					fg-fga	fg%	3fg-fga	3fg%	ft-fa	ft%	off	def	tot	avg	pf	dq								
55	Brown, Fred	3-3	83	27.7	12-39	.308	7-15	.467	9-13	.692	1	8	9	3.0	8	0	8	3	0	3	40	13.3		
11	Winborne, Charles	3-2	72	24.0	8-19	.421	7-13	.538	1-2	.500	0	4	4	1.3	5	0	9	3	1	0	24	8.0		
10	Mackey, Trent	3-2	71	23.7	6-13	.462	5-10	.500	2-2	1.000	2	6	8	2.7	3	0	3	5	0	1	19	6.3		
24	Mingo, Hugh	3-2	73	24.3	9-30	.300	0-7	.000	1-2	.500	1	11	12	4.0	8	0	4	6	3	1	19	6.3		
41	Ribeiro, Fabio	3-3	83	27.7	9-28	.321	0-0	.000	1-2	.500	2	15	17	5.7	9	0	2	8	1	1	19	6.3		
04	McCray, R.J.	3-0	58	19.3	7-10	.700	0-0	.000	1-4	.250	2	5	7	2.3	2	0	1	6	2	1	15	5.0		
35	Lindsey, Trey	3-2	68	22.7	3-8	.375	1-5	.200	3-4	.750	1	13	14	4.7	13	2	2	2	0	2	10	3.3		
03	Hansberry, Marcelis	3-0	44	14.7	4-11	.364	0-3	.000	1-1	1.000	1	2	3	1.0	2	0	6	3	0	1	9	3.0		
05	Bibi Ndongo, C.	2-1	44	22.0	1-4	.250	0-0	.000	2-6	.333	1	6	7	3.5	2	0	1	1	2	1	4	2.0		
33	Martin, D'Andre	1-0	2	2.0	0-0	.000	0-0	.000	0-0	.000	0	0	0	0.0	0	0	0	2	0	0	0	0.0		
23	Smith, Reginald	1-0	2	2.0	0-0	.000	0-0	.000	0-0	.000	0	0	0	0.0	0	0	0	0	0	0	0	0.0		
Team											6	7	13				1							
Total.....		3	600		59-162	.364	20-53	.377	21-36	.583	17	77	94	31.3	52	2	36	40	9	11	159	53.0		
Opponents.....		3	600		76-184	.413	24-75	.320	40-58	.690	39	91	130	43.3	38	-	42	31	21	21	216	72.0		

TEAM STATISTICS	ULM	OPP
SCORING	159	216
Points per game	53.0	72.0
Scoring margin	-19.0	-
FIELD GOALS-ATT	59-162	76-184
Field goal pct	.364	.413
3 POINT FG-ATT	20-53	24-75
3-point FG pct	.377	.320
3-pt FG made per game	6.7	8.0
FREE THROWS-ATT	21-36	40-58
Free throw pct	.583	.690
F-Throws made per game	7.0	13.3
REBOUNDS	94	130
Rebounds per game	31.3	43.3
Rebounding margin	-12.0	-
ASSISTS	36	42
Assists per game	12.0	14.0
TURNOVERS	40	31
Turnovers per game	13.3	10.3
Turnover margin	-3.0	-
Assist/turnover ratio	0.9	1.4
STEALS	11	21
Steals per game	3.7	7.0
BLOCKS	9	21
Blocks per game	3.0	7.0
ATTENDANCE	1236	20480
Home games-Avg/Game	1-1236	2-10240
Neutral site-Avg/Game	-	0-0

Date	Opponent		Score	Att.
11/11/11	at Ole Miss	L	38-60	5729
11/14/11	INDIANA STATE	L	59-71	1236
11/16/11	at Tennessee	L	62-85	14751

\* - Conference game

Score by Periods	1st	2nd	Totals
ULM	70	89	159
Opponents	100	116	216



## INSIDE THE NUMBERS

## ULM BASKETBALL STATISTICAL BREAKDOWN

TEAM	GAMES	FG-FGA	PCT.	3F-3PA	PCT.	FT-FTA	PCT.	O-D	TOT	AVG.	FOUL	DQ	AST	AVG	TO	BLK	STL	PTS	AVG
OVERALL (0-3)	3	59-162	.364	20-53	.377	21-36	.583	17-77	94	31.3	52	2	36	12.0	40	9	11	159	53.0
HOME (0-1)	1	21-57	.368	9-19	.474	8-10	.800	8-25	33	33.0	13	0	10	10.0	11	3	1	59	59.0
AWAY (0-2)	2	38-105	.362	11-34	.324	13-26	.500	9-52	61	30.5	39	1	26	13.0	29	6	10	100	50.0
NEUTRAL																			
NON-CONF (0-3)	3	59-162	.364	20-53	.377	21-36	.583	17-77	94	31.3	52	2	36	12.0	40	9	11	159	53.0
CONFERENCE																			

## INSIDE THE NUMBERS

RECORD BY VENUE	2011-12 Overall	2011-12 Sun Belt	2010-11 Overall	2010-11 Sun Belt
Overall	0-3		7-24	2-14
Home (Fant-Ewing Coliseum)	0-1		4-9	0-8
Away	0-2		2-13	2-6
Neutral			1-2	0-0

RECORD BY HALFTIME	2011-12 Overall	2011-12 Sun Belt	2010-11 Overall	2010-11 Sun Belt
When ULM leads at halftime			5-3	0-2
When ULM trails at halftime	0-2		1-21	1-12
When ULM is tied at halftime	0-1		1-0	1-0

RECORD BY SCORING OFFENSE	2011-12 Overall	2011-12 Sun Belt	2010-11 Overall	2010-11 Sun Belt
When ULM scores 100+ points			0-0	0-0
When ULM scores 90-99 points			0-0	0-0
When ULM scores 80-89 points			2-0	1-0
When ULM scores 70-79 points			2-2	0-2
When ULM scores 60-69 points	0-1		2-8	1-5
When ULM scores 50-59 points	0-1		1-9	0-5
When ULM scores 40-49 points			0-3	0-1
When ULM scores 30-39 points	0-1		0-2	0-1

RECORD BY SCORING DEFENSE	2011-12 Overall	2011-12 Sun Belt	2010-11 Overall	2010-11 Sun Belt
When opponent scores 100+ points			0-0	0-0
When opponent scores 90-99 points			0-0	0-0
When opponent scores 80-89 points	0-1		0-5	0-4
When opponent scores 70-79 points	0-1		2-5	1-3
When opponent scores 60-69 points	0-1		2-13	1-7
When opponent scores 50-59 points			2-1	0-0
When opponent scores 40-49 points			1-0	0-0

OVERTIME RECORD	2011-12 Overall	2011-12 Sun Belt	2010-11 Overall	2010-11 Sun Belt
Overtime			0-0	0-0
Double Overtime			0-0	0-0
Triple Overtime			0-0	0-0

RECORD BY MONTH	2011-12 Overall	2011-12 Sun Belt	2010-11 Overall	2010-11 Sun Belt
November	0-3		2-5	0-0
December			2-5	0-1
January			2-7	1-7
February			1-6	1-6
March			0-1	0-0

## INSIDE THE NUMBERS

FIELD GOAL PERCENTAGE	2011-12	2010-11
When ULM leads in FG%, ULM is		4-1
When opponent leads in FG%, ULM is	0-3	3-22
When game ends tied in FG%, ULM is		0-0

3-POINT FIELD GOAL PERCENTAGE	2011-12	2010-11
When ULM leads in 3FG%, ULM is	0-3	4-7
When opponent leads in 3FG%, ULM is		3-16
When game ends tied in 3FG%, ULM is		0-0

FREE THROW PERCENTAGE	2011-12	2010-11
When ULM leads in FT%, ULM is	0-1	6-6
When opponent leads in FT%, ULM is	0-2	1-16
When game ends tied in FT%, ULM is		0-1

REBOUNDING	2011-12	2010-11
When ULM leads in rebounds, ULM is		3-9
When opponent leads in rebounds, ULM is	0-3	5-8
When game ends tied in rebounds, ULM is		2-1

ASSISTS	2011-12	2010-11
When ULM leads in assists, ULM is	0-1	4-1
When opponent leads in assists, ULM is	0-2	2-20
When game ends tied in assists, ULM is		1-2

BLOCKS	2011-12	2010-11
When ULM leads in blocks, ULM is		3-6
When opponent leads in blocks, ULM is	0-3	3-13
When game ends tied in blocks, ULM is		1-4

STEALS	2011-12	2010-11
When ULM leads in steals, ULM is		4-8
When opponent leads in steals, ULM is	0-3	1-12
When game ends tied in steals, ULM is		2-3

TURNOVERS	2011-12	2010-11
When ULM has more turnovers, ULM is	0-2	2-16
When opponent has more turnovers, ULM is		5-4
When game ends tied in turnovers, ULM is	0-1	0-3

FOULS	2011-12	2010-11
When ULM has more fouls, ULM is	0-3	4-16
When opponent has more fouls, ULM is		3-6
When game ends tied in fouls, ULM is		0-1



## WARHAWK STARTING LINE-UPS

Date	Opponent	W/L	Score	Starter	Total	Starter	Total	Starter	Total	Starter	Total	Starter	Total
N11	at Ole Miss	L	38-60	Bibi Ndongo	4	Ribeiro	5	Winborne	6	Mingo	2	Brown	7
N14	Indiana State	L	59-71	Lindsey	3	Ribeiro	6	Mackey	8	Mingo	6	Brown	15
N16	at Tennessee	L	62-85	Lindsey	4	Ribeiro	8	Mackey	6	Winborne	6	Brown	18
N19	at Southeastern Louisiana												
N21	at Mississippi State												
N26	Harding												
N28	at Nicholls State												
D3	Louisiana Tech												
D10	at Texas A&M												
D12	Nicholls State												
D15	Northwestern State												
D19	at UNLV												
D21	at Indiana State												
D29	Western Kentucky*												
D31	Arkansas State*												
J5	at Florida Atlantic*												
J7	at FIU*												
J12	UALR*												
J14	North Texas*												
J19	Denver*												
J21	at Troy*												
J28	UL-Lafayette*												
F2	at Arkansas State*												
F4	at UALR*												
F11	South Alabama*												
F16	at North Texas*												
F18	at Denver*												
F23	Middle Tennessee*												
F25	at UL-Lafayette*												

## STARTERS VS. BENCH

Date	Opponent	W/L	Score	Starter Points			Bench Points		
				ULM	Opp.	Diff.	ULM	Opp.	Diff.
N11	at Ole Miss	L	38-60	24	52	-28	14	8	6
N14	Indiana State	L	59-71	38	56	-18	21	15	6
N16	at Tennessee	L	62-85	42	52	-10	20	33	-13
N19	at Southeastern Louisiana								
N21	at Mississippi State								
N26	Harding								
N28	at Nicholls State								
D3	Louisiana Tech								
D10	at Texas A&M								
D12	Nicholls State								
D15	Northwestern State								
D19	at UNLV								
D21	at Indiana State								
D29	Western Kentucky*								
D31	Arkansas State*								
J5	at Florida Atlantic*								
J7	at FIU*								
J12	UALR*								
J14	North Texas*								
J19	Denver*								
J21	at Troy*								
J28	UL-Lafayette*								
F2	at Arkansas State*								
F4	at UALR*								
F11	South Alabama*								
F16	at North Texas*								
F18	at Denver*								
F23	Middle Tennessee*								
F25	at UL-Lafayette*								
<b>TOTALS</b>				<b>104</b>	<b>160</b>	<b>-56</b>	<b>55</b>	<b>56</b>	<b>-1</b>
<b>AVERAGES</b>				<b>34.7</b>	<b>53.3</b>	<b>-18.7</b>	<b>18.3</b>	<b>18.6</b>	<b>-0.3</b>



## 2010-11 RESULTS

DATE	OPPONENT	RESULT	ATTENDANCE	TOP SCORER	REBOUNDS	ASSISTS	STEALS	BLOCKS
Nov. 11	at Ole Miss	L, 38-60	5,729	Brown (7)	Ribeiro (6)	Hansberry (4)	Four Players (1)	Two Players (1)
Nov. 14	Indiana State	L, 59-71	1,236	Brown (15)	Brown (7)	Brown (5)	Bibi Ndongo (1)	Bibi Ndongo (2)
Nov. 16	at Tennessee	L, 62-85	14,751	Brown (18)	Ribeiro (7), Mingo (7)	Winborne (5)	Brown (2)	McCray (2)
Nov. 19	at Southeastern Louisiana							
Nov. 21	at Mississippi State							
Nov. 26	Harding							
Nov. 28	at Nicholls State							
Dec. 3	Louisiana Tech							
Dec. 10	at Texas A&M							
Dec. 12	Nicholls State							
Dec. 15	Northwestern State							
Dec. 19	at UNLV							
Dec. 21	at Indiana State							
Dec. 29	Western Kentucky*							
Dec. 31	Arkansas State*							
Jan. 5	at Florida Atlantic*							
Jan. 7	at FIU*							
Jan. 12	UALR*							
Jan. 14	North Texas*							
Jan. 19	Denver*							
Jan. 21	at Troy*							
Jan. 28	UL-Lafayette*							
Feb. 2	at Arkansas State*							
Feb. 4	at UALR*							
Feb. 11	South Alabama*							
Feb. 16	at North Texas*							
Feb. 18	at Denver*							
Feb. 23	Middle Tennessee*							
Feb. 25	at UL-Lafayette*							

\* denotes Sun Belt Conference game

RECORD	OVERALL	HOME	AWAY	NEUTRAL
All Games	0-3	0-1	0-2	0-0
Sun Belt Games	0-0	0-0	0-0	0-0
Non-Conference Games	0-3	0-1	0-2	0-0



## POINTS, REBOUNDS, ASSISTS

		3 • HANSBERRY	4 • MCCRAY	5 • BIBI NDONGO	10 • MACKEY	11 • WINBORNE	23 • SMITH
N11	at Ole Miss	0-1-4	6-4-0	4-5-0	5-5-2	6-2-3	DNP
N14	Indiana State	5-0-0	4-3-0	0-2-1	8-2-0	12-0-1	DNP
N16	at Tennessee	4-2-2	5-0-1	DNP	6-1-1	6-2-5	0-0-0
N19	at Southeastern Louisiana						
N21	at Mississippi State						
N26	Harding						
N28	at Nicholls State						
D3	Louisiana Tech						
D10	at Texas A&M						
D12	Nicholls State						
D15	Northwestern State						
D19	at UNLV						
D21	at Indiana State						
D29	Western Kentucky*						
D31	Arkansas State*						
J5	at Florida Atlantic*						
J7	at FIU*						
J12	UALR*						
J14	North Texas*						
J19	Denver*						
J21	at Troy*						
J28	UL-Lafayette*						
F2	at Arkansas State*						
F4	at UALR*						
F11	South Alabama*						
F16	at North Texas*						
F18	at Denver*						
F23	Middle Tennessee*						
F25	at UL-Lafayette*						

		24 • MINGO	33 • MARTIN	35 • LINDSEY	41 • RIBEIRO	55 • BROWN
N11	at Ole Miss	2-0-0	DNP	3-4-0	5-6-1	7-1-1
N14	Indiana State	6-5-0	DNP	3-6-2	6-4-1	15-7-5
N16	at Tennessee	11-7-4	0-0-0	4-4-0	8-7-0	18-1-2
N19	at Southeastern Louisiana					
N21	at Mississippi State					
N26	Harding					
N28	at Nicholls State					
D3	Louisiana Tech					
D10	at Texas A&M					
D12	Nicholls State					
D15	Northwestern State					
D19	at UNLV					
D21	at Indiana State					
D29	Western Kentucky*					
D31	Arkansas State*					
J5	at Florida Atlantic*					
J7	at FIU*					
J12	UALR*					
J14	North Texas*					
J19	Denver*					
J21	at Troy*					
J28	UL-Lafayette*					
F2	at Arkansas State*					
F4	at UALR*					
F11	South Alabama*					
F16	at North Texas*					
F18	at Denver*					
F23	Middle Tennessee*					
F25	at UL-Lafayette*					



## GAME-BY-GAME TEAM STATISTICS

DATE	GAME	W/L	SCORE	FG-FGA	PCT.	3F-3PA	PCT.	FT-FTA	PCT.	O-D	TOT	F/EJ	A	TO	BLK	STL	1ST	2ND	OT	OT	TP
N11	ULM	L	38	14-49	.286	3-15	.200	7-18	.389	6-28	34	20/0	11	18	2	4	11	27	-	-	38
	at Ole Miss		60	19-57	.333	5-26	.192	17-27	.630	13-35	48	16/0	8	15	8	8	33	27	-	-	60
N14	ULM	L	59	21-57	.368	9-19	.474	8-10	.800	8-25	33	13/1	10	11	3	1	26	33	-	-	59
	Indiana State		71	27-60	.450	8-20	.400	9-11	.818	9-27	36	11/0	14	5	8	6	34	37	-	-	71
N16	ULM	L	62	24-56	.429	8-19	.421	6-8	.750	3-24	27	19/1	15	11	4	6	33	29	-	-	62
	at Tennessee		85	30-67	.448	11-29	.379	14-20	.700	17-29	46	11/0	20	11	5	7	33	52	-	-	85
N19	ULM																				
	at Southeastern La.																				
N21	ULM																				
	at Mississippi State																				
N26	ULM																				
	Harding																				
N28	ULM																				
	at Nicholls State																				
D3	ULM																				
	Louisiana Tech																				
D10	ULM																				
	at Texas A&M																				
D12	ULM																				
	Nicholls State																				
D15	ULM																				
	Northwestern State																				
D19	ULM																				
	at UNLV																				
D21	ULM																				
	at Indiana State																				
D29	ULM																				
	Western Kentucky*																				
D31	ULM																				
	Arkansas State*																				
J5	ULM																				
	at Florida Atlantic*																				
J7	ULM																				
	at FIU*																				
J12	ULM																				
	UALR*																				
J14	ULM																				
	North Texas*																				
J19	ULM																				
	Denver*																				
J21	ULM																				
	at Troy*																				
J28	ULM																				
	UL-Lafayette*																				
F2	ULM																				
	at Arkansas State*																				
F4	ULM																				
	at UALR*																				
F11	ULM																				
	South Alabama*																				
F16	ULM																				
	at North Texas*																				
F18	ULM																				
	at Denver*																				
F23	ULM																				
	Middle Tennessee*																				
F25	ULM																				
	at UL-Lafayette*																				

\* denotes Sun Belt Conference game



## HIGHS/LOWS

## ULM GAME HIGHS

Points.....	62, at Tennessee (11/16)
Field Goals.....	24, at Tennessee (11/16)
Field-Goal Attempts.....	57, vs. Indiana State (11/14)
Field-Goal Pct.....	.429 (24-56), at Tennessee (11/16)
3-Point Field Goals.....	9, vs. Indiana State (11/14)
3-Points Field-Goal Attempts.....	19 (twice); Last at Tennessee (11/16)
3-Point Field-Goal Pct.....	.474 (9-19), vs. Indiana State (11/14)
Free Throws.....	8, vs. Indiana State (11/14)
Free-Throw Attempts.....	18, at Ole Miss (11/11)
Free-Throw Pct.....	.800 (8-10), vs. Indiana State (11/14)
Rebounds.....	34, at Ole Miss (11/11)
Assists.....	15, at Tennessee (11/16)
Turnovers.....	18, at Ole Miss (11/11)
Blocked Shots.....	4, at Tennessee (11/16)
Steals.....	6, at Tennessee (11/16)

## ULM GAME LOWS

Points.....	38, at Ole Miss (11/11)
Field Goals.....	14, at Ole Miss (11/11)
Field-Goal Attempts.....	49, at Ole Miss (11/11)
Field-Goal Pct.....	.286 (14-49), at Ole Miss (11/11)
3-Point Field Goals.....	3, at Ole Miss (11/11)
3-Points Field-Goal Attempts.....	15, at Ole Miss (11/11)
3-Point Field-Goal Pct.....	.200 (3-15), at Ole Miss (11/11)
Free Throws.....	6, at Tennessee (11/16)
Free-Throw Attempts.....	8, at Tennessee (11/16)
Free-Throw Pct.....	.389 (7-18), at Ole Miss (11/11)
Rebounds.....	27, at Tennessee (11/16)
Assists.....	10, vs. Indiana State (11/14)
Turnovers.....	11, at Tennessee (11/16)
Blocked Shots.....	2, at Ole Miss (11/11)
Steals.....	1, vs. Indiana State (11/14)

## ULM INDIVIDUAL PERFORMANCES

## POINTS

18.....	Fred Brown, at Tennessee (11/16)
15.....	Fred Brown, vs. Indiana State (11/14)
12.....	Charles Winborne, vs. Indiana State (11/14)
11.....	Hugh Mingo, at Tennessee (11/16)

## REBOUNDS

7.....	Fabio Ribeiro, at Tennessee (11/16)
7.....	Hugh Mingo, at Tennessee (11/16)
7.....	Fred Brown, vs. Indiana State (11/14)
6.....	Fabio Ribeiro, at Ole Miss (11/11)
6.....	Trey Lindsey, vs. Indiana State (11/14)

## ASSISTS

5.....	Charles Winborne, at Tennessee (11/16)
5.....	Fred Brown, vs. Indiana State (11/14)
4.....	Hugh Mingo, at Tennessee (11/16)
4.....	Marcelis Hansberry, at Ole Miss (11/11)

## STEALS

2.....	Fred Brown, at Tennessee (11/16)
1.....	Hugh Mingo, at Ole Miss (11/11)
1.....	Fred Brown, at Ole Miss (11/11)
1.....	Marcelis Hansberry, at Ole Miss (11/11)
1.....	Trey Lindsey, at Ole Miss (11/11)
1.....	Christian Bibi Ndongo, vs. Indiana State (11/14)
1.....	R.J. McCray, at Tennessee (11/16)
1.....	Trent Mackey, at Tennessee (11/16)
1.....	Fabio Ribeiro, at Tennessee (11/16)
1.....	Trey Lindsey, at Tennessee (11/16)

## BLOCKED SHOTS

2.....	Christian Bibi Ndongo, vs. Indiana State (11/14)
2.....	R.J. McCray, at Tennessee (11/16)
1.....	Charles Winborne, at Ole Miss (11/11)
1.....	Hugh Mingo, at Ole Miss (11/11)
1.....	Hugh Mingo, at Tennessee (11/16)
1.....	Fabio Ribeiro, at Tennessee (11/16)
1.....	Hugh Mingo, at Tennessee (11/16)

## 3-POINT FIELD GOALS

4.....	Fred Brown, at Tennessee (11/16)
4.....	Charles Winborne, vs. Indiana State (11/14)
2.....	Fred Brown, vs. Indiana State (11/14)
2.....	Trent Mackey, vs. Indiana State (11/14)
2.....	Charles Winborne, at Tennessee (11/16)
2.....	Trent Mackey, at Tennessee (11/16)

## FREE THROWS

5.....	Fred Brown, vs. Indiana State (11/14)
2.....	Christian Bibi Ndongo, at Ole Miss (11/11)
2.....	Fred Brown, at Ole Miss (11/11)
2.....	Trent Mackey, vs. Indiana State (11/14)
2.....	Trey Lindsey, at Tennessee (11/16)
2.....	Fred Brown, at Tennessee (11/16)



## THE LAST TIME...

**The last time ULM...**

Played a ranked opponent .....	L, 61-72, at No. 17 Oklahoma (11/17/09)
Won in the last second .....	vs. UL-Lafayette (3/6/10)
Lost in the last second .....	vs. Louisiana Tech (12/2/09)
Played in overtime .....	at UALR (12/31/08)
Won an overtime game .....	at Iowa, 72-67 (11/30/07)
Lost an overtime game .....	at UALR, 87-95 (12/31/08)
Scored 100 points or more points .....	105, vs. Alcorn State (11/27/07)
Scored 90 points or more points .....	99, vs. U of the Southwest (12/28/09)
Scored 80 or more points .....	82, at North Texas (2/19/11)
Scored fewer than 50 points .....	38, at Ole Miss (11/11/11)
Had four double-digit scorers .....	vs. Troy (1/29/11)
Had five double-digit scorers .....	vs. U of the Southwest (12/28/09)
Had no double-digit scorers .....	at Ole Miss (11/11/11)
Had more than 20 assists .....	20, vs. Union College (1/4/11)
Had fewer than 10 assists .....	8, at Denver (2/17/11)
Had more than 10 blocks .....	10, vs. William Carey (12/2/06)
Had more than 10 steals .....	10, at Middle Tennessee (2/3/11)
Had more than 20 turnovers .....	26, at Iowa (11/16/10)
Had fewer than 10 turnovers .....	8, at North Texas (2/19/11)
Made more than 30 field goals .....	30, at UL-Lafayette (1/22/11)
Made more than 40 field goals .....	41, vs. Texas College (12/22/03)
Made more than 50 field goals .....	51, vs. Georgia Southern (1978-79)
Shot over 50 pct from field .....	.571 (24-42), vs. Arkansas State (2/10/11)
Shot over 60 pct from field .....	.607 (34-56), vs. U of the Southwest (12/28/09)
Shot less than 40 pct from field .....	.368 (21-57), vs. Indiana State (11/14/11)
Made more than 10 3-pointers .....	13, vs. New Orleans (2/18/10)
Made more than 15 3-pointers .....	15, vs. Middle Tennessee (1/24/08)
Shot over 50 pct from 3 .....	.500 (6-12), at Western Kentucky (2/5/11)
Shot over 60 pct from 3 .....	.615 (8-13), at UL-Lafayette (1/22/11)
Shot less than 30 pct from 3 .....	.200 (3-15), at Ole Miss (11/11/11)
Made more than 20 free throws .....	20, at North Texas (2/19/11)
Made more than 30 free throws .....	30, vs. Troy (12/31/09)
Shot over 80 pct free throws .....	.800 (8-10), vs. Indiana State (11/14/11)
Shot over 90 pct free throws .....	1.000 (5-5), at Oklahoma (11/17/09)

**The last time a ULM player...**

Had a double-double (pts-rbs) .....	Tommie Sykes (18 pts and 12 rbs), at North Texas (2/19/11)
Had a double-double (pts-assts) .....	Tony Hooper (12 pts and 14 assts), vs. Lamar (2/25/06)
Had 20 points or more .....	Fred Brown (24), at North Texas (2/19/11)
Had 30 points or more .....	Tommie Sykes (32), vs. Union College (1/4/11)
Had 40 points or more .....	Henry Steele (40), vs. Louisiana College (1970-71)
Had 50 points or more .....	Glynn Saulters (51), vs. Nicholls State (1967-68)
Had 10 or more rebounds .....	Tommie Sykes (12), at North Texas (2/19/11)
Had 15 or more rebound .....	Lance Brasher (17), vs. Middle Tennessee (1/24/08)
Had 20 or more rebounds .....	Terry Martin (22), vs. Dayton (11/3/83)
Had 10 or more assists .....	Tony Hooper (14), vs. Lamar (2/25/06)
Had five or more steals .....	Hugh Mingo (7), vs. Centenary (12/11/10)
Had 10 or more steals .....	Arthur Hayes (10), vs. McNeese State (1983)
Had five or more blocks .....	Rudy Turner (6), vs. Western Kentucky (2/4/10)



## 3 MARCELIS HANSBERRY

Sophomore • Guard • 6-0 • 180  
Jackson, Miss. • Provine High School

**2011-12**

- Had a team-high four assists against Ole Miss (Nov. 11).
- Scored a season-high five points against Indiana State (Nov. 14)

**2010-11**

- Appeared in 26 games, making seven starts last season.
- Record double figures in scoring twice in 2010-11.
- Had a career-best 15 points at UL-Lafayette (Jan. 22).
- Notched 13 points and three assists against Northern Colorado (Dec. 22).
- Had a season-best five assists against Centenary (Dec. 11).
- Averaged 7.0 points and 3.8 assists in his seven starts.

**SEASON/CAREER HIGHS****Points**

Season: 5, vs. Indiana State (11/14/11)  
Career: 15, at UL-Lafayette (1/22/11)

**Field Goals**

Season: 2 (twice)  
Career: 6, at UL-Lafayette (1/22/10)

**Field Goal Attempts**

Season: 5, at Tennessee (11/16/11)  
Career: 11, at Iowa (11/16/10)

**3-Point Field Goals**

Season: n/a  
Career: 2, at UL-Lafayette (1/22/11)

**3-Point Attempts**

Season: 2, vs. Indiana State (11/14/11)  
Career: 3 (three times)

**Free Throws**

Season: 1, vs. Indiana State (11/14/11)  
Career: 5, vs. Centenary (12/11/10)

**Free Throw Attempts**

Season: 1, vs. Indiana State (11/14/11)  
Career: 8, vs. Centenary (12/11/10)

**Rebounds**

Season: 2, at Tennessee (11/16/11)  
Career: 5, at Kent State (12/2/10)

**Offensive Rebounds**

Season: 1, at Tennessee (11/16/11)  
Career: 1 (three times)

**Defensive Rebounds**

Season: 1 (twice)  
Career: 5, at Kent State (12/2/10)

**Assists**

Season: 4, at Ole Miss (11/11/11)  
Career: 5 (twice)

**Turnovers**

Season: 2, at Ole Miss (11/11/11)  
Career: 3 (five times)

**Blocks**

Season: n/a  
Career: n/a

**Steals**

Season: 1, at Ole Miss (11/11/11)  
Career: 4, at Iowa (11/16/10)

**Minutes**

Season: 19, at Tennessee (11/16/11)  
Career: 36, at Iowa (11/16/10)

**MISCELLANEOUS STATS**

	11-12	Career
Double-figure Points:	0	2
Double-figure Rebounds:	0	0
20-Plus Points	0	0
30-Plus Points	0	0
Led Team in Scoring:	0	0
Led Team in Rebounding	0	0
Led Team in Assists	1	8
Led Team in Blocks	0	0
Led Team in Steals	1	4
Double-Doubles:	0	0

**2011-12 SEASON GAME-BY-GAME**

Date	Opponent	gs	min	fg-a	3fg-a	ft-a	o-d-t	pf	a	to	blk	stl	pts
Nov. 11	at Ole Miss		15	0-2	0-0	0-0	0-1-1	1	4	2	0	1	0
Nov. 14	Indiana State		10	2-4	0-2	1-1	0-0-0	0	0	1	0	0	5
Nov. 16	at Tennessee		19	2-5	0-1	0-0	1-1-2	1	2	0	0	0	4
Nov. 19	at Southeastern Louisiana												
Nov. 21	at Mississippi State												
Nov. 26	Harding												
Nov. 28	at Nicholls State												
Dec. 3	Louisiana Tech												
Dec. 10	at Texas A&M												
Dec. 12	Nicholls State												
Dec. 15	Northwestern State												
Dec. 19	at UNLV												
Dec. 21	at Indiana State												
Dec. 29	Western Kentucky												
Dec. 31	Arkansas State												
Jan. 5	at Florida Atlantic												
Jan. 7	at FIU												
Jan. 12	UALR												
Jan. 14	North Texas												
Jan. 19	Denver												
Jan. 21	at Troy												
Jan. 28	UL-Lafayette												
Feb. 2	at Arkansas State												
Feb. 4	at UALR												
Feb. 11	South Alabama												
Feb. 16	at North Texas												
Feb. 18	at Denver												
Feb. 23	Middle Tennessee												
Feb. 25	at UL-Lafayette												

**HANSBERRY'S CAREER STATISTICS**

YEAR	GP-GS	MIN/AVG	FG-A	PCT	3FG-A	PCT	FT-A	PCT	OFF-DEF-TOT	AVG	PF-FO	AST	TO	BLK	STL	PTS	AVG
2010-11	26-7	451/17.3	36-103	.350	8-34	.235	21-30	.700	5-30-35	1.3	36-0	45	38	0	11	101	3.9
2011-12	3-0	44/14.7	4-11	.364	0-3	.000	1-1	1.000	1-2-3	1.0	2-0	6	3	0	1	9	3.0
<b>TOTAL</b>	<b>29-7</b>	<b>495/17.1</b>	<b>40-114</b>	<b>.351</b>	<b>8-37</b>	<b>.216</b>	<b>22-31</b>	<b>.710</b>	<b>6-32-38</b>	<b>1.3</b>	<b>38-0</b>	<b>51</b>	<b>41</b>	<b>0</b>	<b>12</b>	<b>110</b>	<b>3.8</b>



**4 R.J. McCRAY**  
 Sophomore • Guard • 6-2 • 180  
 Arlington, Texas • Grace Prep Academy

**2011-12**

• Played in a season-high 23 minutes at Tennessee (Nov. 16), scoring five points and recording two blocks.

**2010-11**

• Appeared in 23 games, making three starts.  
 • Averaged 3.0 points and 0.9 rebounds per game.  
 • Came on strong, averaging 7.0 points over the final six games.  
 • Shot 41.8 percent from the field (23-of-58), 36.8 percent from 3-point range (7-of-19) and 59.3 percent from the free-throw line (16-of-27).  
 • Scored in double figures three times  
 • Had a season-best 12 points, including a pair of 3-pointers, against Arkansas State (Feb. 10).  
 • Tied his season high with 12 points against Western Kentucky (March 5) in the Sun Belt Tournament.

**SEASON/CAREER HIGHS****Points**

Season: 6, at Ole Miss (11/11/11)  
 Career: 12 (twice)

**Field Goals**

Season: 3, at Ole Miss (11/11/11)  
 Career: 4, vs. Arkansas State (2/10/11)

**Field Goal Attempts**

Season: 4, vs. Indiana State (11/14/11)  
 Career: 8, vs. UL-Lafayette (2/26/11)

**3-Point Field Goals**

Season: n/a  
 Career: 2 (three times)

**3-Point Attempts**

Season: n/a  
 Career: 5, vs. UL-Lafayette (2/26/11)

**Free Throws**

Season: 1, at Tennessee (11/16/11)  
 Career: 4 (twice)

**Free Throw Attempts**

Season: 2 (twice)  
 Career: 5, vs. Western Kentucky (3/5/11)

**Rebounds**

Season: 4, at Ole Miss (11/11/11)  
 Career: 4, at Ole Miss (11/11/11)

**Offensive Rebounds**

Season: 1 (twice)  
 Career: 1 (eight times)

**Defensive Rebounds**

Season: 3, at Ole Miss (11/11/11)  
 Career: 3 (twice)

**Assists**

Season: 1, at Tennessee (11/16/11)  
 Career: 4, at Kent State (12/2/10)

**Turnovers**

Season: 4, at Tennessee (11/16/11)  
 Career: 4, at Tennessee (11/16/11)

**Blocks**

Season: 2, at Tennessee (11/16/11)  
 Career: 2, at Tennessee (11/16/11)

**Steals**

Season: 1 at Tennessee (11/16/11)  
 Career: 1 (seven times)

**Minutes**

Season: 23, at Tennessee (11/16/11)  
 Career: 31 (twice)

**MISCELLANEOUS STATS**

	11-12	Career
Double-figure Points:	0	3
Double-figure Rebounds:	0	0
20-Plus Points	0	0
30-Plus Points	0	0
Led Team in Scoring:	0	0
Led Team in Rebounding	0	0
Led Team in Assists	0	2
Led Team in Blocks	1	4
Led Team in Steals	0	1
Double-Doubles:	0	0

**2011-12 SEASON GAME-BY-GAME**

Date	Opponent	gs	min	fg-a	3fg-a	ft-a	o-d-t	pf	a	to	blk	stl	pts
Nov. 11	at Ole Miss		17	3-3	0-0	0-2	1-3-4	1	0	2	0	0	6
Nov. 14	Indiana State		18	2-4	0-0	0-0	1-2-3	0	0	0	0	0	4
Nov. 16	at Tennessee		23	2-3	0-0	1-2	0-0-0	1	1	4	2	1	5
Nov. 19	at Southeastern Louisiana												
Nov. 21	at Mississippi State												
Nov. 26	Harding												
Nov. 28	at Nicholls State												
Dec. 3	Louisiana Tech												
Dec. 10	at Texas A&M												
Dec. 12	Nicholls State												
Dec. 15	Northwestern State												
Dec. 19	at UNLV												
Dec. 21	at Indiana State												
Dec. 29	Western Kentucky												
Dec. 31	Arkansas State												
Jan. 5	at Florida Atlantic												
Jan. 7	at FIU												
Jan. 12	UALR												
Jan. 14	North Texas												
Jan. 19	Denver												
Jan. 21	at Troy												
Jan. 28	UL-Lafayette												
Feb. 2	at Arkansas State												
Feb. 4	at UALR												
Feb. 11	South Alabama												
Feb. 16	at North Texas												
Feb. 18	at Denver												
Feb. 23	Middle Tennessee												
Feb. 25	at UL-Lafayette												

**MCCRAY'S CAREER STATISTICS**

YEAR	GP-GS	MIN/AVG	FG-A	PCT	3FG-A	PCT	FT-A	PCT	OFF-DEF-TOT	AVG	PF-FO	AST	TO	BLK	STL	PTS	AVG
2010-11	23-3	322/14.0	23-55	.418	7-19	.368	16-27	.593	6-14-20	0.9	14-0	14	13	3	6	69	3.0
2011-12	3-0	58/19.3	7-10	.700	0-0	.000	1-4	.250	2-5-7	2.3	2-0	1	6	2	1	15	5.0
<b>TOTAL</b>	<b>26-3</b>	<b>380/14.6</b>	<b>30-65</b>	<b>.462</b>	<b>7-19</b>	<b>.368</b>	<b>17-31</b>	<b>.548</b>	<b>8-19-27</b>	<b>1.0</b>	<b>16-0</b>	<b>15</b>	<b>19</b>	<b>5</b>	<b>7</b>	<b>84</b>	<b>3.2</b>



## 5 CHRISTIAN BIBI NDONGO

Senior • Forward • 6-8 • 195  
Yaounde, Cameroon • John Wood CC

**2011-12**

- Played in a career-high 23 minutes against Indiana State (Nov. 14).
- Had a career-best two blocks against Indiana State.

**2010-11**

- Appeared in 23 games, all off the bench.
- Averaged 1.7 points and 1.4 rebounds in 8.6 minutes per game.
- Had career highs in points (9), field goals (3) and 3-pointers (1) against Arkansas State (Feb. 10).
- Pulled down a season-high five rebounds twice.
- Led the team in blocked shots seven times.
- Appeared in 11 of 16 conference games.
- Upped his scoring average to 2.3 points per game in conference play.

**SEASON/CAREER HIGHS****Points**

Season: 4, at Ole Miss (11/11/11)  
Career: 9, vs. Arkansas State (2/10/11)

**Field Goals**

Season: 1, at Ole Miss (11/11/11)  
Career: 3, vs. Arkansas State (2/10/11)

**Field Goal Attempts**

Season: 3, at Ole Miss (11/11/11)  
Career: 3 (three times)

**3-Point Field Goals**

Season: n/a  
Career: 1, vs. Arkansas State (2/10/11)

**3-Point Attempts**

Season: n/a  
Career: 1, vs. Arkansas State (2/10/11)

**Free Throws**

Season: 2, at Ole Miss (11/11/11)  
Career: 3 (twice)

**Free Throw Attempts**

Season: 6, at Ole Miss (11/11/11)  
Career: 6 (twice)

**Rebounds**

Season: 5, at Ole Miss (11/11/11)  
Career: 5 (three times)

**Offensive Rebounds**

Season: 1, at Ole Miss (11/11/11)  
Career: 3, vs. South Dakota (11/28/10)

**Defensive Rebounds**

Season: 4, at Ole Miss (11/11/11)  
Career: 4 (twice)

**Assists**

Season: 1, vs. Indiana State (11/14/11)  
Career: 1 (six times)

**Turnovers**

Season: 1, at Ole Miss (11/11/11)  
Career: 2 (five times)

**Blocks**

Season: 2, vs. Indiana State (11/14/11)  
Career: 2, vs. Indiana State (11/14/11)

**Steals**

Season: 1, vs. Indiana State (11/14/11)  
Career: 1 (five times)

**Minutes**

Season: 23, vs. Indiana State (11/14/11)  
Career: 23, vs. Indiana State (11/14/11)

**MISCELLANEOUS STATS**

	11-12	Career
Double-figure Points:	0	0
Double-figure Rebounds:	0	0
20-Plus Points	0	0
30-Plus Points	0	0
Led Team in Scoring:	0	0
Led Team in Rebounding	0	0
Led Team in Assists	0	0
Led Team in Blocks	1	8
Led Team in Steals	1	1
Double-Doubles:	0	0

**2011-12 SEASON GAME-BY-GAME**

Date	Opponent	gs	min	fg-a	3fg-a	ft-a	o-d-t	pf	a	to	blk	stl	pts
Nov. 11	at Ole Miss	*	21	1-3	0-0	2-6	1-4-5	2	0	1	0	0	4
Nov. 14	Indiana State		23	0-1	0-0	0-0	0-2-2	0	1	0	2	1	0
Nov. 16	at Tennessee		Did Not Play										
Nov. 19	at Southeastern Louisiana												
Nov. 21	at Mississippi State												
Nov. 26	Harding												
Nov. 28	at Nicholls State												
Dec. 3	Louisiana Tech												
Dec. 10	at Texas A&M												
Dec. 12	Nicholls State												
Dec. 15	Northwestern State												
Dec. 19	at UNLV												
Dec. 21	at Indiana State												
Dec. 29	Western Kentucky												
Dec. 31	Arkansas State												
Jan. 5	at Florida Atlantic												
Jan. 7	at FIU												
Jan. 12	UALR												
Jan. 14	North Texas												
Jan. 19	Denver												
Jan. 21	at Troy												
Jan. 28	UL-Lafayette												
Feb. 2	at Arkansas State												
Feb. 4	at UALR												
Feb. 11	South Alabama												
Feb. 16	at North Texas												
Feb. 18	at Denver												
Feb. 23	Middle Tennessee												
Feb. 25	at UL-Lafayette												

**BIBI NDONGO'S CAREER STATISTICS**

YEAR	GP-GS	MIN/AVG	FG-A	PCT	3FG-A	PCT	FT-A	PCT	OFF-DEF-TOT	AVG	PF-FO	AST	TO	BLK	STL	PTS	AVG
2010-11	23-0	198/8.6	13-32	.406	1-1	1.000	11-16	.688	12-21-33	1.4	20-0	5	15	8	4	38	1.7
2011-12	2-1	44/22.0	1-4	.250	0-0	.000	2-6	.333	1-6-7	3.5	2-0	1	1	2	1	4	2.0
<b>TOTAL</b>	<b>25-1</b>	<b>242/9.7</b>	<b>14-36</b>	<b>.389</b>	<b>1-1</b>	<b>1.000</b>	<b>13-22</b>	<b>.591</b>	<b>13-27-40</b>	<b>1.6</b>	<b>22-0</b>	<b>6</b>	<b>16</b>	<b>10</b>	<b>5</b>	<b>42</b>	<b>1.7</b>

**10 TRENT MACKEY**

Freshman • Guard • 6-3 • 180

Tampa, Fla. • Newsome HS

**2011-12**

- Recorded five points, five rebounds and two assists against Ole Miss (Nov. 11) in his first collegiate game.
- Made his first start against Indiana State (Nov. 14), scoring eight points and pulling down two rebounds.
- Has made at least one 3-pointer in every game. Shooting 50 percent (5-of-10) from 3.

**2010-11**

- Averaged 20.9 points, 3.9 rebounds, 2.8 assists and 1.9 steals per game for Newsome High School.
- Finished second in Florida Athletic Coaches Association District MVP voting.
- Converted 77 of 181 (.425) from 3-point range.
- Finished second in career scoring at Newsome with 1,130 points.
- Holds school records for most 3-pointers made in a season and career at Newsome.
- Coached by his father, Jon Mackey.
- Also played for Florida Elite AAU team, coached by Conrad Foss.

**SEASON/CAREER HIGHS****Points**

Season: 8, vs. Indiana State (11/14/11)  
 Career: 8, vs. Indiana State (11/14/11)

**Field Goals**

Season: 2 (three times)  
 Career: 2 (three times)

**Field Goal Attempts**

Season: 7, at Ole Miss (11/11/11)  
 Career: 7, at Ole Miss (11/11/11)

**3-Point Field Goals**

Season: 2 (twice)  
 Career: 2 (twice)

**3-Point Attempts**

Season: 4 (twice)  
 Career: 4 (twice)

**Free Throws**

Season: 2, vs. Indiana State (11/14/11)  
 Career: 2, vs. Indiana State (11/14/11)

**Free Throw Attempts**

Season: 2, vs. Indiana State (11/14/11)  
 Career: 2, vs. Indiana State (11/14/11)

**Rebounds**

Season: 5, at Ole Miss (11/11/11)  
 Career: 5, at Ole Miss (11/11/11)

**Offensive Rebounds**

Season: 1 (twice)  
 Career: 1 (twice)

**Defensive Rebounds**

Season: 4, at Ole Miss (11/11/11)  
 Career: 4, at Ole Miss (11/11/11)

**Assists**

Season: 2, at Ole Miss (11/11/11)  
 Career: 2, at Ole Miss (11/11/11)

**Turnovers**

Season: 3, vs. Indiana State (11/14/11)  
 Career: 3, vs. Indiana State (11/14/11)

**Blocks**

Season: n/a  
 Career: n/a

**Steals**

Season: 1, at Tennessee (11/16/11)  
 Career: 1, at Tennessee (11/16/11)

**Minutes**

Season: 26, vs. Indiana State (11/14/11)  
 Career: 26, vs. Indiana State (11/14/11)

**MISCELLANEOUS STATS**

	11-12	Career
Double-figure Points:	0	0
Double-figure Rebounds:	0	0
20-Plus Points	0	0
30-Plus Points	0	0
Led Team in Scoring:	0	0
Led Team in Rebounding	0	0
Led Team in Assists	0	0
Led Team in Blocks	0	0
Led Team in Steals	0	0
Double-Doubles:	0	0

**2011-12 SEASON GAME-BY-GAME**

Date	Opponent	gs	min	fg-a	3fg-a	ft-a	o-d-t	pf	a	to	blk	stl	pts
Nov. 11	at Ole Miss		22	2-7	1-4	0-0	1-4-5	1	2	1	0	0	5
Nov. 14	Indiana State	*	26	2-4	2-4	2-2	1-1-2	0	0	3	0	0	8
Nov. 16	at Tennessee	*	23	2-2	2-2	0-0	0-1-1	2	1	1	0	1	6
Nov. 19	at Southeastern Louisiana												
Nov. 21	at Mississippi State												
Nov. 26	Harding												
Nov. 28	at Nicholls State												
Dec. 3	Louisiana Tech												
Dec. 10	at Texas A&M												
Dec. 12	Nicholls State												
Dec. 15	Northwestern State												
Dec. 19	at UNLV												
Dec. 21	at Indiana State												
Dec. 29	Western Kentucky												
Dec. 31	Arkansas State												
Jan. 5	at Florida Atlantic												
Jan. 7	at FIU												
Jan. 12	UALR												
Jan. 14	North Texas												
Jan. 19	Denver												
Jan. 21	at Troy												
Jan. 28	UL-Lafayette												
Feb. 2	at Arkansas State												
Feb. 4	at UALR												
Feb. 11	South Alabama												
Feb. 16	at North Texas												
Feb. 18	at Denver												
Feb. 23	Middle Tennessee												
Feb. 25	at UL-Lafayette												

**MACKEY'S CAREER STATISTICS**

YEAR	GP-GS	MIN/AVG	FG-A	PCT	3FG-A	PCT	FT-A	PCT	OFF-DEF-TOT	AVG	PF-FO	AST	TO	BLK	STL	PTS	AVG
2011-12	3-2	71/23.7	6-13	.462	5-10	.500	2-2	1.000	2-6-8	2.7	3-0	3	5	0	1	19	6.3
<b>TOTAL</b>	<b>3-2</b>	<b>71/23.7</b>	<b>6-13</b>	<b>.462</b>	<b>5-10</b>	<b>.500</b>	<b>2-2</b>	<b>1.000</b>	<b>2-6-8</b>	<b>2.7</b>	<b>3-0</b>	<b>3</b>	<b>5</b>	<b>0</b>	<b>1</b>	<b>19</b>	<b>6.3</b>



# 11 CHARLES WINBORNE

Sophomore • Guard • 6-1 • 185  
Shreveport, La. • Loyola-Chicago

**2011-12**

- Made his ULM debut against Ole Miss (Nov. 11), scoring six points and dishing out three assists.
- Scored a career-high 12 points on 4-of-7 shooting against Indiana State (Nov. 14).

**2010-11**

- Sat out last season after transferring from Loyola-Chicago.

**SEASON/CAREER HIGHS****Points**

Season: 12, vs. Indiana State (11/14/11)  
Career: 12, vs. Indiana State (11/14/11)

**Field Goals**

Season: 4, vs. Indiana State (11/14/11)  
Career: 4, vs. Indiana State (11/14/11)

**Field Goal Attempts**

Season: 7, vs. Indiana State (11/14/11)  
Career: 7, vs. Indiana State (11/14/11)

**3-Point Field Goals**

Season: 4, vs. Indiana State (11/14/11)  
Career: 4, vs. Indiana State (11/14/11)

**3-Point Attempts**

Season: 5 (twice)  
Career: 5 (twice)

**Free Throws**

Season: 1, at Ole Miss (11/11/11)  
Career: 1, at Ole Miss (11/11/11)

**Free Throw Attempts**

Season: 2, at Ole Miss (11/11/11)  
Career: 2, at Ole Miss (11/11/11)

**Rebounds**

Season: 2, at Ole Miss (11/11/11)  
Career: 2, at Ole Miss (11/11/11)

**Offensive Rebounds**

Season: n/a  
Career: n/a

**Defensive Rebounds**

Season: 2 (twice)  
Career: 2 (twice)

**Assists**

Season: 5, at Tennessee (11/16/11)  
Career: 5, at Tennessee (11/16/11)

**Turnovers**

Season: 1 (three times)  
Career: 1 (three times)

**Blocks**

Season: 1, at Ole Miss (11/11/11)  
Career: 1, at Ole Miss (11/11/11)

**Steals**

Season: n/a  
Career: 1, at Kansas State (11/13/09)

**Minutes**

Season: 26, vs. Indiana State (11/14/11)  
Career: 26, vs. Indiana State (11/14/11)

**MISCELLANEOUS STATS**

	11-12	Career
Double-figure Points:	1	1
Double-figure Rebounds:	0	0
20-Plus Points	0	0
30-Plus Points	0	0
Led Team in Scoring:	0	0
Led Team in Rebounding	0	0
Led Team in Assists	1	1
Led Team in Blocks	1	1
Led Team in Steals	0	0
Double-Doubles:	0	0

**2011-12 SEASON GAME-BY-GAME**

Date	Opponent	gs	min	fg-a	3fg-a	ft-a	o-d-t	pf	a	to	blk	stl	pts
Nov. 11	at Ole Miss	*	23	2-6	1-3	1-2	0-2-2	3	3	1	1	0	6
Nov. 14	Indiana State		26	4-7	4-5	0-0	0-0-0	1	1	1	0	0	12
Nov. 16	at Tennessee	*	23	2-6	2-5	0-0	0-2-2	1	5	1	0	0	6
Nov. 19	at Southeastern Louisiana												
Nov. 21	at Mississippi State												
Nov. 26	Harding												
Nov. 28	at Nicholls State												
Dec. 3	Louisiana Tech												
Dec. 10	at Texas A&M												
Dec. 12	Nicholls State												
Dec. 15	Northwestern State												
Dec. 19	at UNLV												
Dec. 21	at Indiana State												
Dec. 29	Western Kentucky												
Dec. 31	Arkansas State												
Jan. 5	at Florida Atlantic												
Jan. 7	at FIU												
Jan. 12	UALR												
Jan. 14	North Texas												
Jan. 19	Denver												
Jan. 21	at Troy												
Jan. 28	UL-Lafayette												
Feb. 2	at Arkansas State												
Feb. 4	at UALR												
Feb. 11	South Alabama												
Feb. 16	at North Texas												
Feb. 18	at Denver												
Feb. 23	Middle Tennessee												
Feb. 25	at UL-Lafayette												

**WINBORNE'S CAREER STATISTICS**

YEAR	GP-GS	MIN/AVG	FG-A	PCT	3FG-A	PCT	FT-A	PCT	OFF-DEF-TOT	AVG	PF-FO	AST	TO	BLK	STL	PTS	AVG
2009-10	7-0	10/1.4	1-4	.250	1-1	1.000	0-0	.000	0-1-1	0.1	1-0	0	2	0	1	3	0.4
2011-12	3-2	72/24.0	8-19	.421	7-13	.538	1-2	.500	0-4-4	1.3	5-0	9	3	1	0	24	8.0
<b>TOTAL</b>	<b>10-2</b>	<b>82/8.2</b>	<b>9-23</b>	<b>.391</b>	<b>8-14</b>	<b>.571</b>	<b>1-2</b>	<b>.500</b>	<b>0-5-5</b>	<b>0.5</b>	<b>6-0</b>	<b>9</b>	<b>5</b>	<b>1</b>	<b>1</b>	<b>27</b>	<b>2.7</b>

**14 IFE EKE**

Sophomore • Forward • 6-7 • 210

Lagos, Nigeria • Northwest Rankin HS

**2011-12**

- Will redshirt due to injury.

**2010-11**

- Appeared in five games, all off the bench.
- Made his collegiate debut against Iowa (Nov. 16) and pulled down a season-best two rebounds.
- Played in a season-high six minutes at Stephen F. Austin (Dec. 29).

**SEASON/CAREER HIGHS****Points**

Season:  
Career: none

**Field Goals**

Season:  
Career: none

**Field Goal Attempts**

Season:  
Career: 1, at Iowa (11/16/10)

**3-Point Field Goals**

Season:  
Career: none

**3-Point Attempts**

Season:  
Career: none

**Free Throws**

Season:  
Career: none

**Free Throw Attempts**

Season:  
Career: none

**Rebounds**

Season:  
Career: 2, at Iowa (11/16/10)

**Offensive Rebounds**

Season:  
Career: none

**Defensive Rebounds**

Season:  
Career: 2, at Iowa (11/16/10)

**Assists**

Season:  
Career: none

**Turnovers**

Season:  
Career: 1, at Iowa (11/16/10)

**Blocks**

Season:  
Career: none

**Steals**

Season:  
Career: none

**Minutes**

Season:  
Career: 6, at Stephen F. Austin (12/29/10)

**MISCELLANEOUS STATS**

	11-12	Career
Double-figure Points:	0	0
Double-figure Rebounds:	0	0
20-Plus Points	0	0
30-Plus Points	0	0
Led Team in Scoring:	0	0
Led Team in Rebounding	0	0
Led Team in Assists	0	0
Led Team in Blocks	0	0
Led Team in Steals	0	0
Double-Doubles:	0	0

**2011-12 SEASON GAME-BY-GAME**

Date	Opponent	gs	min	fg-a	3fg-a	ft-a	o-d-t	pf	a	to	blk	stl	pts
Nov. 11	at Ole Miss		Did Not Play										
Nov. 14	Indiana State		Did Not Play										
Nov. 16	at Tennessee		Did Not Play										
Nov. 19	at Southeastern Louisiana												
Nov. 21	at Mississippi State												
Nov. 26	Harding												
Nov. 28	at Nicholls State												
Dec. 3	Louisiana Tech												
Dec. 10	at Texas A&M												
Dec. 12	Nicholls State												
Dec. 15	Northwestern State												
Dec. 19	at UNLV												
Dec. 21	at Indiana State												
Dec. 29	Western Kentucky												
Dec. 31	Arkansas State												
Jan. 5	at Florida Atlantic												
Jan. 7	at FIU												
Jan. 12	UALR												
Jan. 14	North Texas												
Jan. 19	Denver												
Jan. 21	at Troy												
Jan. 28	UL-Lafayette												
Feb. 2	at Arkansas State												
Feb. 4	at UALR												
Feb. 11	South Alabama												
Feb. 16	at North Texas												
Feb. 18	at Denver												
Feb. 23	Middle Tennessee												
Feb. 25	at UL-Lafayette												

**EKE'S CAREER STATISTICS**

YEAR	GP-GS	MIN/AVG	FG-A	PCT	3FG-A	PCT	FT-A	PCT	OFF-DEF-TOT	AVG	PF-FO	AST	TO	BLK	STL	PTS	AVG
2010-11	5-0	16/3.2	0-1	.000	0-0	.000	0-0	.000	0-3-3	0.6	0-0	0	1	0	0	0	0.0
<b>TOTAL</b>	<b>5-0</b>	<b>16/3.2</b>	<b>0-1</b>	<b>.000</b>	<b>0-0</b>	<b>.000</b>	<b>0-0</b>	<b>.000</b>	<b>0-3-3</b>	<b>0.6</b>	<b>0-0</b>	<b>0</b>	<b>1</b>	<b>0</b>	<b>0</b>	<b>0</b>	<b>0.0</b>



**15 STEVEN McCLELLAN**  
 Sophomore • Center • 6-7 • 250  
 Fresno, Calif. • Edison HS

**2011-12**

- Will redshirt.

**2010-11**

- Appeared in 28 games, making 14 starts as a freshman.
- Averaged 5.1 points and 4.0 rebounds per game.
- Shot 50.9 percent from the field (57-of-112) and 63.6 percent from the free-throw line (28-of-44).
- Scored in double figures on two occasions.
- Averaged 5.0 points and 3.9 rebounds during conference play.
- Made his first start against Stephen F. Austin (Nov. 23), scoring a career-best 13 points.
- Had a season-high nine rebounds at UL-Lafayette (Jan. 22).
- Had 12 points on 4-of-5 shooting against FIU (Jan. 2).

**SEASON/CAREER HIGHS****Points**

Season:

Career: 13, vs. Stephen F. Austin (11/23/10)

**Field Goals**

Season:

Career: 5, vs. Stephen F. Austin (11/23/10)

**Field Goal Attempts**

Season:

Career: 9, vs. Stephen F. Austin (11/23/10)

**3-Point Field Goals**

Season:

Career: 1 (twice)

**3-Point Attempts**

Season:

Career: 1 (four times)

**Free Throws**

Season:

Career: 4 (twice)

**Free Throw Attempts**

Season:

Career: 5, at Stephen F. Austin (12/29/10)

**Rebounds**

Season:

Career: 9, at UL-Lafayette (1/22/11)

**Offensive Rebounds**

Season:

Career: 6, at UL-Lafayette (1/22/11)

**Defensive Rebounds**

Season:

Career: 6, at Iowa (11/16/10)

**Assists**

Season:

Career: 2 (twice)

**Turnovers**

Season:

Career: 2 (four times)

**Blocks**

Season:

Career: 2 (twice)

**Steals**

Season:

Career: 2 (twice)

**Minutes**

Season:

Career: 31, at UL-Lafayette (1/22/11)

**MISCELLANEOUS STATS**

	11-12	Career
Double-figure Points:	0	2
Double-figure Rebounds:	0	0
20-Plus Points	0	0
30-Plus Points	0	0
Led Team in Scoring:	0	0
Led Team in Rebounding	0	8
Led Team in Assists	0	0
Led Team in Blocks	0	7
Led Team in Steals	0	1
Double-Doubles:	0	0

**2011-12 SEASON GAME-BY-GAME**

Date	Opponent	gs	min	fg-a	3fg-a	ft-a	o-d-t	pf	a	to	blk	stl	pts
Nov. 11	at Ole Miss		Did Not Play										
Nov. 14	Indiana State		Did Not Play										
Nov. 16	at Tennessee		Did Not Play										
Nov. 19	at Southeastern Louisiana												
Nov. 21	at Mississippi State												
Nov. 26	Harding												
Nov. 28	at Nicholls State												
Dec. 3	Louisiana Tech												
Dec. 10	at Texas A&M												
Dec. 12	Nicholls State												
Dec. 15	Northwestern State												
Dec. 19	at UNLV												
Dec. 21	at Indiana State												
Dec. 29	Western Kentucky												
Dec. 31	Arkansas State												
Jan. 5	at Florida Atlantic												
Jan. 7	at FIU												
Jan. 12	UALR												
Jan. 14	North Texas												
Jan. 19	Denver												
Jan. 21	at Troy												
Jan. 28	UL-Lafayette												
Feb. 2	at Arkansas State												
Feb. 4	at UALR												
Feb. 11	South Alabama												
Feb. 16	at North Texas												
Feb. 18	at Denver												
Feb. 23	Middle Tennessee												
Feb. 25	at UL-Lafayette												

**McCLELLAN'S CAREER STATISTICS**

YEAR	GP-GS	MIN/AVG	FG-A	PCT	3FG-A	PCT	FT-A	PCT	OFF-DEF-TOT	AVG	PF-FO	AST	TO	BLK	STL	PTS	AVG
2010-11	28-14	542/19.4	57-112	.509	2-5	.400	28-44	.636	49-64-113	4.0	82-3	14	23	9	10	144	5.1
<b>TOTAL</b>	<b>28-14</b>	<b>542/19.4</b>	<b>57-112</b>	<b>.509</b>	<b>2-5</b>	<b>.400</b>	<b>28-44</b>	<b>.636</b>	<b>49-64-113</b>	<b>4.0</b>	<b>82-3</b>	<b>14</b>	<b>23</b>	<b>9</b>	<b>10</b>	<b>144</b>	<b>5.1</b>

**23 REGINALD SMITH**

Freshman • Guard • 6-0 • 160

Columbia, La. • Caldwell HS

**2011-12**

- Joined the team as a walk-on.
- Made his ULM debut at Tennessee (Nov. 16).

**2010-11**

- Earned second-team Louisiana 3A All-State honors for Caldwell High School.
- Averaged 22.3 points, eight assists and three rebounds per game.
- Selected to All-Northeast Louisiana team.
- Two-time first-team all-conference selection.

**SEASON/CAREER HIGHS****Points**

Season: n/a

Career: n/a

**Field Goals**

Season: n/a

Career: n/a

**Field Goal Attempts**

Season: n/a

Career: n/a

**3-Point Field Goals**

Season: n/a

Career: n/a

**3-Point Attempts**

Season: n/a

Career: n/a

**Free Throws**

Season: n/a

Career: n/a

**Free Throw Attempts**

Season: n/a

Career: n/a

**Rebounds**

Season: n/a

Career: n/a

**Offensive Rebounds**

Season: n/a

Career: n/a

**Defensive Rebounds**

Season: n/a

Career: n/a

**Assists**

Season: n/a

Career: n/a

**Turnovers**

Season: n/a

Career: n/a

**Blocks**

Season: n/a

Career: n/a

**Steals**

Season: n/a

Career: n/a

**Minutes**

Season: 2, at Tennessee (11/16/11)

Career: 2, at Tennessee (11/16/11)

**MISCELLANEOUS STATS**

	11-12	Career
Double-figure Points:	0	0
Double-figure Rebounds:	0	0
20-Plus Points	0	0
30-Plus Points	0	0
Led Team in Scoring:	0	0
Led Team in Rebounding	0	0
Led Team in Assists	0	0
Led Team in Blocks	0	0
Led Team in Steals	0	0
Double-Doubles:	0	0

**2011-12 SEASON GAME-BY-GAME**

Date	Opponent	gs	min	fg-a	3fg-a	ft-a	o-d-t	pf	a	to	blk	stl	pts
Nov. 11	at Ole Miss	Did Not Play											
Nov. 14	Indiana State	Did Not Play											
Nov. 16	at Tennessee		2	0-0	0-0	0-0	0-0-0	0	0	0	0	0	0
Nov. 19	at Southeastern Louisiana												
Nov. 21	at Mississippi State												
Nov. 26	Harding												
Nov. 28	at Nicholls State												
Dec. 3	Louisiana Tech												
Dec. 10	at Texas A&M												
Dec. 12	Nicholls State												
Dec. 15	Northwestern State												
Dec. 19	at UNLV												
Dec. 21	at Indiana State												
Dec. 29	Western Kentucky												
Dec. 31	Arkansas State												
Jan. 5	at Florida Atlantic												
Jan. 7	at FIU												
Jan. 12	UALR												
Jan. 14	North Texas												
Jan. 19	Denver												
Jan. 21	at Troy												
Jan. 28	UL-Lafayette												
Feb. 2	at Arkansas State												
Feb. 4	at UALR												
Feb. 11	South Alabama												
Feb. 16	at North Texas												
Feb. 18	at Denver												
Feb. 23	Middle Tennessee												
Feb. 25	at UL-Lafayette												

**SMITH'S CAREER STATISTICS**

YEAR	GP-GS	MIN/AVG	FG-A	PCT	3FG-A	PCT	FT-A	PCT	OFF-DEF-TOT	AVG	PF-FO	AST	TO	BLK	STL	PTS	AVG
2011-12	1-0	2/2.0	0-0	.000	0-0	.000	0-0	.000	0-0-0	0.0	0-0	0	0	0	0	0	0.0
<b>TOTAL</b>	<b>1-0</b>	<b>2/2.0</b>	<b>0-0</b>	<b>.000</b>	<b>0-0</b>	<b>.000</b>	<b>0-0</b>	<b>.000</b>	<b>0-0-0</b>	<b>0.0</b>	<b>0-0</b>	<b>0</b>	<b>0</b>	<b>0</b>	<b>0</b>	<b>0</b>	<b>0.0</b>

**24 HUGH MINGO**

Senior • Guard • 6-3 • 175

West Monroe, La. • South Plains CC

**2011-12**

- One of three ULM players to start in both games.
- Attempted a season-high 13 shots against Indiana State (Nov. 14).
- Came off the bench to record 11 points, seven rebounds and four assists at Tennessee (Nov. 16).
- Has recorded a block in all three games.

**2010-11**

- Led the team with 30 starts and was the only ULM player to appear in all 31 games.
- Averaged 9.5 points and 4.7 rebounds per game.
- Tied for the team lead with 44 steals.
- Shot 37.6 percent from the field (111-of-295), 29.4 percent from 3-point range (45-of-153) and 66.7 percent from the free-throw line (28-of-42).
- Led the team in scoring on six occasions.
- Scored in double figures in 13 consecutive games early in the season.
- Named Sun Belt Player of the Week (Dec. 13) after scoring a career-high 27 points and swiping a career-high seven steals (third most in school history) against Centenary.
- Had 18 points on 8-of-13 shooting at Louisiana Tech (Dec. 4).
- Post first career double-double (11 points and 10 rebounds) at Arkansas State (Jan. 27).
- Followed up with an 18-point, 10-rebound effort in his next game, against Troy (Jan. 29).

**SEASON/CAREER HIGHS****Points**

Season: 11, at Tennessee (11/16/11)  
 Career: 27, vs. Centenary (12/11/10)

**Field Goals**

Season: 5, at Tennessee (11/16/11)  
 Career: 9, vs. Centenary (12/11/10)

**Field Goal Attempts**

Season: 13, vs. Indiana State (11/14/11)  
 Career: 17, vs. Centenary (12/11/10)

**3-Point Field Goals**

Season: n/a  
 Career: 4 (twice)

**3-Point Attempts**

Season: 3, vs. Indiana State (11/14/11)  
 Career: 10 (twice)

**Free Throws**

Season: 1, at Tennessee (11/16/11)  
 Career: 7, vs. Centenary (12/11/10)

**Free Throw Attempts**

Season: 2, at Tennessee (11/16/11)  
 Career: 9, vs. Centenary (12/11/10)

**Rebounds**

Season: 7, at Tennessee (11/16/11)  
 Career: 10 (twice)

**Offensive Rebounds**

Season: 1, at Tennessee (11/16/11)  
 Career: 2 (twice)

**Defensive Rebounds**

Season: 6, at Tennessee (11/16/11)  
 Career: 9, at Arkansas State (1/27/11)

**Assists**

Season: 4, at Tennessee (11/16/11)  
 Career: 4, vs. Denver (1/8/11)

**Turnovers**

Season: 3 (twice)  
 Career: 5 (twice)

**Blocks**

Season: 1 (three times)  
 Career: 2, vs. SE Oklahoma State (11/20/10)

**Steals**

Season: 1, at Ole Miss (11/11/11)  
 Career: 7, vs. Centenary (12/11/10)

**Minutes**

Season: 28, vs. Indiana State (11/14/11)  
 Career: 40 (seven times)

**MISCELLANEOUS STATISTICS**

	11-12	Career
Double-figure Points:	1	16
Double-figure Rebounds:	0	2
20-Plus Points	0	1
30-Plus Points	0	0
Led Team in Scoring:	0	6
Led Team in Rebounding	1	7
Led Team in Assists	0	5
Led Team in Blocks	1	4
Led Team in Steals	1	13
Double-Doubles:	0	2

**2011-12 SEASON GAME-BY-GAME**

Date	Opponent	gs	min	fg-a	3fg-a	ft-a	o-d-t	pf	a	to	blk	stl	pts
Nov. 11	at Ole Miss	*	18	1-5	0-2	0-0	0-0-0	4	0	3	1	1	2
Nov. 14	Indiana State	*	28	3-13	0-3	0-0	0-5-5	2	0	3	1	0	6
Nov. 16	at Tennessee		27	5-12	0-2	1-2	1-6-7	2	4	0	1	0	11
Nov. 19	at Southeastern Louisiana												
Nov. 21	at Mississippi State												
Nov. 26	Harding												
Nov. 28	at Nicholls State												
Dec. 3	Louisiana Tech												
Dec. 10	at Texas A&M												
Dec. 12	Nicholls State												
Dec. 15	Northwestern State												
Dec. 19	at UNLV												
Dec. 21	at Indiana State												
Dec. 29	Western Kentucky												
Dec. 31	Arkansas State												
Jan. 5	at Florida Atlantic												
Jan. 7	at FIU												
Jan. 12	UALR												
Jan. 14	North Texas												
Jan. 19	Denver												
Jan. 21	at Troy												
Jan. 28	UL-Lafayette												
Feb. 2	at Arkansas State												
Feb. 4	at UALR												
Feb. 11	South Alabama												
Feb. 16	at North Texas												
Feb. 18	at Denver												
Feb. 23	Middle Tennessee												
Feb. 25	at UL-Lafayette												

**MINGO'S CAREER STATISTICS**

YEAR	GP-GS	MIN/AVG	FG-A	PCT	3FG-A	PCT	FT-A	PCT	OFF-DEF-TOT	AVG	PF-FO	AST	TO	BLK	STL	PTS	AVG
2010-11	31-30	1038/33.5	111-295	.376	45-153	.294	28-42	.667	21-126-147	4.7	83-2	40	60	4	44	295	9.5
2011-12	3-2	73/24.3	9-30	.300	0-7	.000	1-2	.500	1-11-12	4.0	8-0	4	6	3	1	19	6.3
<b>TOTAL</b>	<b>34-32</b>	<b>1111/32.7</b>	<b>120-325</b>	<b>.369</b>	<b>45-160</b>	<b>.281</b>	<b>29-44</b>	<b>.659</b>	<b>22-137-159</b>	<b>4.7</b>	<b>91-2</b>	<b>44</b>	<b>66</b>	<b>7</b>	<b>45</b>	<b>314</b>	<b>9.2</b>



## 33 D'ANDRE MARTIN

Freshman • Guard • 6-2 • 195  
Monroe, La. • Richwood HS

**2011-12**

- Joined the team as a walk-on.
- Nephew of former ULM basketball player Terry Martin.
- Made his ULM debut at Tennessee (Nov. 16).

**2010-11**

- District 2-3A Most Valuable Player for Richwood High School.
- Louisiana Writers Association First-Team All-State selection.
- Selected to All-Northeast Louisiana Team.
- Averaged 22 points, 12 rebounds, four assists and three steals per game.
- Helped Richwood to the Louisiana Class 3A semifinals.

**SEASON/CAREER HIGHS****Points**

Season: n/a

Career: n/a

**Field Goals**

Season: n/a

Career: n/a

**Field Goal Attempts**

Season: n/a

Career: n/a

**3-Point Field Goals**

Season: n/a

Career: n/a

**3-Point Attempts**

Season: n/a

Career: n/a

**Free Throws**

Season: n/a

Career: n/a

**Free Throw Attempts**

Season: n/a

Career: n/a

**Rebounds**

Season: n/a

Career: n/a

**Offensive Rebounds**

Season: n/a

Career: n/a

**Defensive Rebounds**

Season: n/a

Career: n/a

**Assists**

Season: n/a

Career: n/a

**Turnovers**

Season: 2, at Tennessee (11/16/11)

Career: 2, at Tennessee (11/16/11)

**Blocks**

Season: n/a

Career: n/a

**Steals**

Season: n/a

Career: n/a

**Minutes**

Season: 2, at Tennessee (11/16/11)

Career: 2, at Tennessee (11/16/11)

**MISCELLANEOUS STATS**

	11-12	Career
Double-figure Points:	0	0
Double-figure Rebounds:	0	0
20-Plus Points	0	0
30-Plus Points	0	0
Led Team in Scoring:	0	0
Led Team in Rebounding	0	0
Led Team in Assists	0	0
Led Team in Blocks	0	0
Led Team in Steals	0	0
Double-Doubles:	0	0

**2011-12 SEASON GAME-BY-GAME**

Date	Opponent	gs	min	fg-a	3fg-a	ft-a	o-d-t	pf	a	to	blk	stl	pts
Nov. 11	at Ole Miss		Did Not Play										
Nov. 14	Indiana State		Did Not Play										
Nov. 16	at Tennessee		2	0-0	0-0	0-0	0-0-0	0	0	2	0	0	0
Nov. 19	at Southeastern Louisiana												
Nov. 21	at Mississippi State												
Nov. 26	Harding												
Nov. 28	at Nicholls State												
Dec. 3	Louisiana Tech												
Dec. 10	at Texas A&M												
Dec. 12	Nicholls State												
Dec. 15	Northwestern State												
Dec. 19	at UNLV												
Dec. 21	at Indiana State												
Dec. 29	Western Kentucky												
Dec. 31	Arkansas State												
Jan. 5	at Florida Atlantic												
Jan. 7	at FIU												
Jan. 12	UALR												
Jan. 14	North Texas												
Jan. 19	Denver												
Jan. 21	at Troy												
Jan. 28	UL-Lafayette												
Feb. 2	at Arkansas State												
Feb. 4	at UALR												
Feb. 11	South Alabama												
Feb. 16	at North Texas												
Feb. 18	at Denver												
Feb. 23	Middle Tennessee												
Feb. 25	at UL-Lafayette												

**MARTIN'S CAREER STATISTICS**

YEAR	GP-GS	MIN/AVG	FG-A	PCT	3FG-A	PCT	FT-A	PCT	OFF-DEF-TOT	AVG	PF-FO	AST	TO	BLK	STL	PTS	AVG
2011-12	1-0	2/2.0	0-0	.000	0-0	.000	0-0	.000	0-0-0	0.0	0-0	0	2	0	0	0	0.0
<b>TOTAL</b>	<b>1-0</b>	<b>2/2.0</b>	<b>0-0</b>	<b>.000</b>	<b>0-0</b>	<b>.000</b>	<b>0-0</b>	<b>.000</b>	<b>0-0-0</b>	<b>0.0</b>	<b>0-0</b>	<b>0</b>	<b>2</b>	<b>0</b>	<b>0</b>	<b>0</b>	<b>0.0</b>



## 35 TREY LINDSEY

Freshman • Forward • 6-6 • 205  
Austin, Texas • Bowie HS

**2011-12**

- Made his collegiate debut against Ole Miss (Nov. 11), scoring three points and pulling down four rebounds. Also Played in a team-high 30 minute.
- Made his first start against Indiana State (Nov. 14). Pulled down six rebounds in just 18 minutes of action.

**HIGH SCHOOL**

- Averaged 14 points, five rebounds and four assists as a senior for Bowie High School.
- Two-time second-team all-district selection.
- Helped Bowie to district championships in 2008 and 2010.

**SEASON/CAREER HIGHS****Points**

Season: 4, at Tennessee (11/16/11)  
Career: 4, at Tennessee (11/16/11)

**Field Goals**

Season: 1 (three times)  
Career: 1 (three times)

**Field Goal Attempts**

Season: 4, at Ole Miss (11/11/11)  
Career: 4, at Ole Miss (11/11/11)

**3-Point Field Goals**

Season: 1, vs. Indiana State (11/14/11)  
Career: 1, vs. Indiana State (11/14/11)

**3-Point Attempts**

Season: 3, at Ole Miss (11/11/11)  
Career: 3, at Ole Miss (11/11/11)

**Free Throws**

Season: 2, at Tennessee (11/16/11)  
Career: 2, at Tennessee (11/16/11)

**Free Throw Attempts**

Season: 2 (twice)  
Career: 2 (twice)

**Rebounds**

Season: 6, vs. Indiana State (11/14/11)  
Career: 6, vs. Indiana State (11/14/11)

**Offensive Rebounds**

Season: 1, vs. Indiana State (11/14/11)  
Career: 1, vs. Indiana State (11/14/11)

**Defensive Rebounds**

Season: 5, vs. Indiana State (11/14/11)  
Career: 5, vs. Indiana State (11/14/11)

**Assists**

Season: 2, vs. Indiana State (11/14/11)  
Career: 2, vs. Indiana State (11/14/11)

**Turnovers**

Season: 1 (twice)  
Career: 1 (twice)

**Blocks**

Season: n/a  
Career: n/a

**Steals**

Season: 1 (twice)  
Career: 1 (twice)

**Minutes**

Season: 30, at Ole Miss (11/11/11)  
Career: 30, at Ole Miss (11/11/11)

**MISCELLANEOUS STATS**

	11-12	Career
Double-figure Points:	0	0
Double-figure Rebounds:	0	0
20-Plus Points	0	0
30-Plus Points	0	0
Led Team in Scoring:	0	0
Led Team in Rebounding	0	0
Led Team in Assists	0	0
Led Team in Blocks	0	0
Led Team in Steals	1	1
Double-Doubles:	0	0

**2011-12 SEASON GAME-BY-GAME**

Date	Opponent	gs	min	fg-a	3fg-a	ft-a	o-d-t	pf	a	to	blk	stl	pts
Nov. 11	at Ole Miss		30	1-4	0-3	1-2	0-4-4	3	0	1	0	1	3
Nov. 14	Indiana State	*	18	1-1	1-1	0-0	1-5-6	5	2	0	0	0	3
Nov. 16	at Tennessee	*	20	1-3	0-1	2-2	0-4-4	5	0	1	0	1	4
Nov. 19	at Southeastern Louisiana												
Nov. 21	at Mississippi State												
Nov. 26	Harding												
Nov. 28	at Nicholls State												
Dec. 3	Louisiana Tech												
Dec. 10	at Texas A&M												
Dec. 12	Nicholls State												
Dec. 15	Northwestern State												
Dec. 19	at UNLV												
Dec. 21	at Indiana State												
Dec. 29	Western Kentucky												
Dec. 31	Arkansas State												
Jan. 5	at Florida Atlantic												
Jan. 7	at FIU												
Jan. 12	UALR												
Jan. 14	North Texas												
Jan. 19	Denver												
Jan. 21	at Troy												
Jan. 28	UL-Lafayette												
Feb. 2	at Arkansas State												
Feb. 4	at UALR												
Feb. 11	South Alabama												
Feb. 16	at North Texas												
Feb. 18	at Denver												
Feb. 23	Middle Tennessee												
Feb. 25	at UL-Lafayette												

**LINDSEY'S CAREER STATISTICS**

YEAR	GP-GS	MIN/AVG	FG-A	PCT	3FG-A	PCT	FT-A	PCT	OFF-DEF-TOT	AVG	PF-FO	AST	TO	BLK	STL	PTS	AVG
2011-12	3-2	68/22.7	3-8	.375	1-5	.200	3-4	.750	1-13-14	4.7	13-2	2	2	0	2	10	3.3
<b>TOTAL</b>	<b>3-2</b>	<b>68/22.7</b>	<b>3-8</b>	<b>.375</b>	<b>1-5</b>	<b>.200</b>	<b>3-4</b>	<b>.750</b>	<b>1-13-14</b>	<b>4.7</b>	<b>13-2</b>	<b>2</b>	<b>2</b>	<b>0</b>	<b>2</b>	<b>10</b>	<b>3.3</b>

**41 FABIO RIBEIRO**

Senior • Center • 6-10 • 250

Caetonopolis, Brazil • New Mexcio JC

**2011-12**

- One of just two ULM players to make starts in all three games this season.
- Led the team with six rebounds against Ole Miss (Nov. 11).

**2010-11**

- Appeared in 29 games, making 12 starts.
- Averaged 3.3 points and 2.5 rebounds per game.
- Shot 46.4 percent from the field (39-of-84) and 48.6 percent from the free-throw line (17-of-35).
- Had a career-best 15 points on 6-of-9 shooting at UTEP (Dec. 15).
- Grabbed a career-high 10 rebounds in teh season opener at Texas Tech (Nov. 12).
- Played a career-high 34 minutes against Illinois State (Nov. 27), recording a career-best two blocks.

**SEASON/CAREER HIGHS****Points**

Season: 8, at Tennessee (11/16/11)  
 Career: 15, at UTEP (12/15/10)

**Field Goals**

Season: 4, at Tennessee (11/16/11)  
 Career: 6, at UTEP (12/15/10)

**Field Goal Attempts**

Season: 11, at Tennessee (11/16/11)  
 Career: 11, at Tennessee (11/16/11)

**3-Point Field Goals**

Season: n/a  
 Career: 1, at North Texas (2/19/11)

**3-Point Attempts**

Season: n/a  
 Career: 2, at North Texas (2/19/11)

**Free Throws**

Season: 1, at Ole Miss (11/11/11)  
 Career: 3 (three times)

**Free Throw Attempts**

Season: 2, at Ole Miss (11/11/11)  
 Career: 6, vs. Troy (1/29/11)

**Rebounds**

Season: 7, at Tennessee (11/16/11)  
 Career: 10, at Texas Tech (11/12/10)

**Offensive Rebounds**

Season: 2, vs. Indiana State (11/14/11)  
 Career: 4 (twice)

**Defensive Rebounds**

Season: 7, at Tennessee (11/16/11)  
 Career: 8, at Texas Tech (11/12/10)

**Assists**

Season: 1 (twice)  
 Career: 2 (twice)

**Turnovers**

Season: 5, at Ole Miss (11/11/11)  
 Career: 5, at Ole Miss (11/11/11)

**Blocks**

Season: 1, at Tennessee (11/16/11)  
 Career: 2, at Illinois State (11/27/10)

**Steals**

Season: 1, at Tennessee (11/16/11)  
 Career: 2, vs. UALR (2/12/11)

**Minutes**

Season: 33, at Tennessee (11/16/11)  
 Career: 34, at Illinois State (11/27/10)

**MISCELLANEOUS STATS**

	11-12	Career
Double-figure Points:	0	1
Double-figure Rebounds:	0	1
20-Plus Points	0	0
30-Plus Points	0	0
Led Team in Scoring:	0	1
Led Team in Rebounding	2	4
Led Team in Assists	0	1
Led Team in Blocks	0	3
Led Team in Steals	0	1
Double-Doubles:	0	0

**2011-12 SEASON GAME-BY-GAME**

Date	Opponent	gs	min	fg-a	3fg-a	ft-a	o-d-t	pf	a	to	blk	stl	pts
Nov. 11	at Ole Miss	*	29	2-7	0-0	1-2	0-6-6	4	1	5	0	0	5
Nov. 14	Indiana State	*	21	3-10	0-0	0-0	2-2-4	2	1	3	0	0	6
Nov. 16	at Tennessee	*	33	4-11	0-0	0-0	0-7-7	3	0	0	1	1	8
Nov. 19	at Southeastern Louisiana												
Nov. 21	at Mississippi State												
Nov. 26	Harding												
Nov. 28	at Nicholls State												
Dec. 3	Louisiana Tech												
Dec. 10	at Texas A&M												
Dec. 12	Nicholls State												
Dec. 15	Northwestern State												
Dec. 19	at UNLV												
Dec. 21	at Indiana State												
Dec. 29	Western Kentucky												
Dec. 31	Arkansas State												
Jan. 5	at Florida Atlantic												
Jan. 7	at FIU												
Jan. 12	UALR												
Jan. 14	North Texas												
Jan. 19	Denver												
Jan. 21	at Troy												
Jan. 28	UL-Lafayette												
Feb. 2	at Arkansas State												
Feb. 4	at UALR												
Feb. 11	South Alabama												
Feb. 16	at North Texas												
Feb. 18	at Denver												
Feb. 23	Middle Tennessee												
Feb. 25	at UL-Lafayette												

**RIBEIRO'S CAREER STATISTICS**

YEAR	GP-GS	MIN/AVG	FG-A	PCT	3FG-A	PCT	FT-A	PCT	OFF-DEF-TOT	AVG	PF-FO	AST	TO	BLK	STL	PTS	AVG
2009-10	6-1	50/8.3	3-7	.429	0-0	.000	0-0	.000	4-5-9	1.5	9-0	0	2	1	0	6	1.0
2010-11	29-12	517/17.8	39-84	.464	1-2	.500	17-35	.486	29-44-73	2.5	67-2	7	33	6	7	96	3.3
2011-12	3-3	83/27.7	9-28	.321	0-0	.000	1-2	.500	2-15-17	5.7	9-0	2	8	1	1	19	6.3
<b>TOTAL</b>	<b>38-16</b>	<b>650/17.1</b>	<b>51-119</b>	<b>.429</b>	<b>1-2</b>	<b>.500</b>	<b>18-37</b>	<b>.486</b>	<b>35-64-99</b>	<b>2.6</b>	<b>85-2</b>	<b>9</b>	<b>43</b>	<b>8</b>	<b>8</b>	<b>121</b>	<b>3.2</b>

**55 FRED BROWN**

Senior • Guard • 6-2 • 190

West Palm Beach, Fla. • Kansas State

**2011-12**

- Preseason Third-Team All-Sun Belt selection.
- Led the team with 15 points, seven rebounds and five assists against Indiana State (Nov. 14).
- Had no turnovers for just the second time in ULM career against Indiana State.
- Recorded a game-high 18 points, including four 3-pointers at Tennessee (Nov. 16).
- Has led ULM in scoring in all three games.

**2010-11**

- Third-Team All-Louisiana selection.
- Made starts in 28 of the 29 games he played.
- Averaged a team-high 13.8 points per game.
- Finished the season ranked fifth in the Sun Belt Conference in 3-point makes per game (2.1) and 10th in the conference in scoring.
- Shot 38.6 percent from the field (149-of-386), 37.5 percent from 3-point range (60-of-160) and 77.4 percent from the free-throw line (41-of-53).
- Scored 20 points or more five times and led the team in scoring 10 times.
- Knocked in four or more 3-pointers in seven different games.
- Upped his scoring average to 14.7 points per game in conference play.
- Had a season-high 25 points, including seven 3-pointers in the season opener at Texas Tech (Nov. 12).
- Also had 25 points in a 67-65 victory at South Alabama (Jan. 15).

**SEASON/CAREER HIGHS****Points**

Season: 18, at Tennessee (11/16/11)  
 Career: 26, vs. Chicago State (1/5/09)

**Field Goals**

Season: 6, at Tennessee (11/16/11)  
 Career: 9 (three times)

**Field Goal Attempts**

Season: 14, at Tennessee (11/16/11)  
 Career: 28, at Louisiana Tech (12/4/10)

**3-Point Field Goals**

Season: 4, at Tennessee (11/16/11)  
 Career: 7, at Texas Tech (11/12/10)

**3-Point Attempts**

Season: 8, at Tennessee (11/16/11)  
 Career: 13, at Louisiana Tech (12/4/10)

**Free Throws**

Season: 5, vs. Indiana State (11/14/11)  
 Career: 6 (three times)

**Free Throw Attempts**

Season: 7, vs. Indiana State (11/14/11)  
 Career: 8, vs. Chicago State (1/5/09)

**Rebounds**

Season: 7, vs. Indiana State (11/14/11)  
 Career: 7 (twice)

**Offensive Rebounds**

Season: 1, at Ole Miss (11/11/11)  
 Career: 4 (four times)

**Defensive Rebounds**

Season: 7, vs. Indiana State (11/14/11)  
 Career: 7, vs. Indiana State (11/14/11)

**Assists**

Season: 5, vs. Indiana State (11/14/11)  
 Career: 7, at Louisiana Tech (12/4/10)

**Turnovers**

Season: 2, at Tennessee (11/16/11)  
 Career: 7 (twice)

**Blocks**

Season: n/a  
 Career: 1 (eight times)

**Steals**

Season: 2, at Tennessee (11/16/11)  
 Career: 4 (twice)

**Minutes**

Season: 30, vs. Indiana State (11/14/11)  
 Career: 40 (six times)

**MISCELLANEOUS STATS**

	11-12	Career
Double-figure Points:	2	37
Double-figure Rebounds:	0	0
20-Plus Points	0	8
30-Plus Points	0	0
Led Team in Scoring:	3	13
Led Team in Rebounding	1	1
Led Team in Assists	1	14
Led Team in Blocks	0	3
Led Team in Steals	2	14
Double-Doubles:	0	0

**2011-12 SEASON GAME-BY-GAME**


Date	Opponent	gs	min	fg-a	3fg-a	ft-a	o-d-t	pf	a	to	blk	stl	pts
Nov. 11	at Ole Miss	*	25	2-12	1-3	2-4	1-0-1	1	1	1	0	1	7
Nov. 14	Indiana State	*	30	4-13	2-4	5-7	0-7-7	3	5	0	0	0	15
Nov. 16	at Tennessee	*	28	6-14	4-8	2-2	0-1-1	4	2	2	0	2	18
Nov. 19	at Southeastern Louisiana												
Nov. 21	at Mississippi State												
Nov. 26	Harding												
Nov. 28	at Nicholls State												
Dec. 3	Louisiana Tech												
Dec. 10	at Texas A&M												
Dec. 12	Nicholls State												
Dec. 15	Northwestern State												
Dec. 19	at UNLV												
Dec. 21	at Indiana State												
Dec. 29	Western Kentucky												
Dec. 31	Arkansas State												
Jan. 5	at Florida Atlantic												
Jan. 7	at FIU												
Jan. 12	UALR												
Jan. 14	North Texas												
Jan. 19	Denver												
Jan. 21	at Troy												
Jan. 28	UL-Lafayette												
Feb. 2	at Arkansas State												
Feb. 4	at UALR												
Feb. 11	South Alabama												
Feb. 16	at North Texas												
Feb. 18	at Denver												
Feb. 23	Middle Tennessee												
Feb. 25	at UL-Lafayette												

**BROWN'S CAREER STATISTICS**

YEAR	GP-GS	MIN/AVG	FG-A	PCT	3FG-A	PCT	FT-A	PCT	OFF-DEF-TOT	AVG	PF-FO	AST	TO	BLK	STL	PTS	AVG
2007-08	27-0	248/9.2	39-98	.398	20-53	.377	8-16	.500	12-22-34	1.3	20-0	18	13	3	12	106	3.9
2008-09	34-2	695/20.4	99-235	.421	54-130	.415	22-37	.595	17-38-55	1.6	53-1	45	44	2	23	274	8.1
2010-11	29-28	946/32.6	149-386	.386	60-160	.375	41-53	.774	16-46-62	2.1	63-4	77	95	3	40	399	13.8
2011-12	3-3	83/27.7	12-39	.308	7-15	.467	9-13	.692	1-8-9	3.0	8-0	8	3	0	3	40	13.3
<b>TOTAL</b>	<b>93-33</b>	<b>1972/21.2</b>	<b>299-758</b>	<b>.394</b>	<b>141-358</b>	<b>.394</b>	<b>80-119</b>	<b>.672</b>	<b>46-114-160</b>	<b>1.7</b>	<b>144-5</b>	<b>148</b>	<b>155</b>	<b>8</b>	<b>78</b>	<b>819</b>	<b>8.8</b>



# 2011-12 ULM MEN'S BASKETBALL

Exhibition 1 • Nov. 1 • Fant-Ewing Coliseum • Monroe, La.			
	Lubbock Christian	63	
	ULM	67	

MONROE, La. - Fred Brown scored a game-high 21 points and Hugh Mingo added 18 to lead ULM to a 67-63 exhibition win over Lubbock Christian Tuesday night inside Fant-Ewing Coliseum.

ULM converted 50 percent of its field goals in the second half (15-30) and made 10 of its 14 free throws to spark the victory after the teams were tied 26-all at halftime.

Fabio Ribeiro connected on 4-of-6 field goals to finish with 12 points and seven rebounds, while Charles Winborne added five points and two rebounds in his first ULM action after sitting out last season due to NCAA transfer rules. Brown and Mingo were co-leaders in rebounds with eight boards a piece.

ULM went on a 14-6 spurt, powered by a Winborne jumper and a pair of Brown baskets to claim a 46-42 advantage. Then Ribeiro found an offensive groove, scoring nine of the next 12 Warhawk points to give the hosts a 58-53 lead.

Jumpers by Brown and Ribeiro would push the Warhawks in front 62-57. A late 6-3 run by the Chaps was not enough, as three Mingo free throws down the stretch would close the game for ULM.

The Warhawks opened the contest on a 6-1 run highlighted by 3-pointers from Mingo and Brown. The Chaps responded with a quick 10-0 run of their own, capped by two Douglas Williams field goals from beyond the arc to jump in front 11-6.

A Brown free throw and a Mingo jumper pulled ULM within two (11-9) at the under-16 timeout. Then a Mingo jumper bookended a Brown 3-pointer to pull the Warhawks back on top 14-11.

Two free throws from Marcelis Hansberry ended a 9-0 Lubbock Christian run and vaulted the Warhawks on an explosive 10-0 surge. A 3-pointer from Brown, an and-one from Mingo and a layup from Ribeiro gave the hosts their biggest advantage of the first half 26-20.

The Chaps battled back, closing a 6-0 swing to send the game to the break tied 26-26. Brown paced the Warhawk attack with 10 points, followed by Mingo with nine. Hansberry added five points and four assists for ULM.

Lubbock Christian (0-1) hit its first five shots of the second half to open the game's biggest lead, 36-28. The Warhawks countered with a jumper from Christian Bibi Ndonga and a swish from Winborne to draw within four 36-32.

Anthony Brancato led Lubbock Christian with 19 points and eight rebounds, while Rashad Sample chipped in 18, all of which came in the second half.

No.	Lubbock Christian	FG	3FG	FT	R	F	TP	A	TO	B	S	MIN
05	Plunkett, A.	0-1	0-0	1-2	3	2	1	0	1	0	0	9
15	Roberts, R.	1-4	0-0	0-0	7	1	2	0	2	3	0	32
01	Williams, D.	4-10	2-5	0-0	5	3	10	2	4	0	1	29
20	Sample, R.	7-12	0-0	4-4	7	3	18	5	1	0	0	33
21	Brancato, A.	8-14	1-3	2-2	8	2	19	2	2	1	2	39
04	Viera, J.	1-1	0-0	0-0	3	4	2	0	3	0	2	8
12	Kennedy, T.	3-12	3-12	0-0	2	5	9	1	0	0	0	29
13	English, J.	1-3	0-2	0-1	2	2	2	0	0	0	0	7
14	Oropeza, E.	0-3	0-3	0-0	1	1	0	1	2	0	0	13
22	Hunter, J.	0-0	0-0	0-0	0	1	0	0	0	1	0	1
TEAM		2										
TOTALS		25-60	6-25	7-9	40	24	63	11	15	5	5	200
		(417) (.240) (.778)										

No.	ULM	FG	3FG	FT	R	F	TP	A	TO	B	S	MIN
41	Ribeiro, F.	4-6	0-0	4-10	7	2	12	0	2	0	0	22
03	Hansberry, M.	2-10	1-3	2-2	3	1	7	5	0	0	2	25
04	McCray, R.	1-4	0-0	0-1	2	2	2	3	1	1	0	28
24	Mingo, H.	7-17	0-4	4-5	8	2	18	2	1	0	0	36
55	Brown, F.	7-17	4-10	3-4	8	3	21	3	3	0	2	31
05	Bibi Ndonga, C.	1-3	0-1	0-0	5	3	2	0	0	0	0	22
10	Mackey, T.	0-2	0-0	0-0	1	2	0	1	0	0	0	11
11	Winborne, C.	2-4	0-0	1-1	2	0	5	1	1	0	0	10
35	Lindsey, T.	0-1	0-1	0-0	1	1	0	1	1	0	1	15
TEAM		3										
TOTALS		24-64	5-19	14-23	40	15	67	16	9	1	5	200
		(375) (.263) (.609)										


Technical Fouls: None

Officials: Raymond Natili, Forrest Sigler, James Buham

Attendance: n/a

Score by Half

Lubbock Christian.....	26-37	63
ULM .....	26-41	67

Exhibition 2 • Nov. 7 • Fant-Ewing Coliseum • Monroe, La.			
	Philander Smith	69	
	ULM	82	

MONROE, La. - ULM shot 53.7 percent from the field en route to an 82-69 exhibition victory over Philander Smith (Ark.) Monday evening inside Fant-Ewing Coliseum. The Warhawks finished with a 2-0 record in exhibition play and will open the regular season Friday at Ole Miss.

Senior guard Fred Brown led the way for ULM with 21 points and three assists while going 7-of-9 from the field. Senior guard Hugh Mingo chipped in 18 points, six rebound and three assists, and sophomore guard Charles Winborne notched his first double-digit scoring game in a ULM uniform with 10 points.

The Warhawks used an 11-1 run to build an 80-63 advantage, their largest of the game, with 3:35 remaining. Senior center Fabio Ribeiro started the run with a layup at the 7:19 mark. After a free throw from Philander Smith, the Warhawks reeled off nine straight points, capped by a layup from Brown.

Ribeiro finished with nine points and a game-high 12 rebounds in the game. ULM overwhelmed Philander Smith on the boards with a 42-20 edge. ULM also had 14 offensive rebounds and held a 42-14 advantage in points in the paint.

Brown did a majority of his work in the first half, going 4-of-4 from the field and finishing the half with 12 points. He knocked home a pair of 3-pointers in the final two minutes to give the Warhawks a 46-37 advantage at the break.

Demark Lipscomb and Ken Brown each had 23 points to lead the way for Philander Smith. The Panthers finished 7-of-21 from 3-point range and 24-32 from the free-throw line.

No.	Philander Smith	FG	3FG	FT	R	F	TP	A	TO	B	S	MIN
04	Bell, B.	1-7	1-6	7-7	2	4	10	2	3	0	1	25
54	Egbe, J.	0-1	0-0	0-0	3	5	0	0	0	1	5	17
02	Sims, M.	0-2	0-2	0-0	2	3	0	0	0	0	0	29
05	Lipscomb, D.	6-13	3-6	8-12	1	1	23	4	4	0	4	39
10	Brown, K.	8-18	2-6	5-6	4	5	23	4	7	0	0	34
03	Howell, A.	2-4	1-1	1-2	1	1	0	0	1	0	0	16
20	King, A.	0-0	0-0	0-0	1	1	0	0	1	0	0	3
30	Dotson, M.	1-1	0-0	1-2	2	0	3	0	1	0	0	9
44	Dumas, J.	0-1	0-0	2-3	3	1	2	0	0	0	1	17
50	Riddles, G.	1-1	0-0	0-0	1	2	2	0	2	0	0	11
TEAM		0										
TOTALS		19-48	7-21	24-32	20	22	69	11	19	1	12	200
		(396) (.333) (.750)										

No.	ULM	FG	3FG	FT	R	F	TP	A	TO	B	S	MIN
05	Bibi Ndonga, C.	2-4	0-0	1-2	8	4	5	0	3	0	0	21
24	Mingo, H.	7-13	1-4	3-5	6	2	18	3	4	0	1	28
41	Ribeiro, F.	2-6	0-0	5-6	12	2	9	1	1	0	0	31
11	Winborne, C.	5-9	0-1	0-0	3	4	10	1	5	0	1	20
55	Brown, F.	7-9	3-4	4-4	3	2	21	3	4	0	1	28
03	Hansberry, M.	1-5	0-2	2-3	0	0	4	3	2	0	0	12
04	McCray, R.	2-2	0-0	1-2	5	4	5	2	6	0	1	18
10	Mackey, T.	2-3	2-3	0-0	0	3	6	0	1	0	0	16
35	Lindsey, T.	1-3	0-0	2-4	5	1	4	2	1	0	2	26
TEAM		0										
TOTALS		29-54	6-14	18-26	42	22	82	15	27	0	6	200
		(537) (.429) (.692)										

Technical Fouls: Philander Smith-Brown, K. ULM-None

Officials: R-Shannon Cain, U1-Mitchell Ervin, U2-Earnie Phael

Attendance: n/a

Score by Half

Philander Smith .....	37-32	69
ULM .....	46-36	82

Game 1 • Nov. 11 • Tad Smith Coliseum • Oxford, Miss.			
	ULM	38	
	OLE MISS	60	

OXFORD, Miss. - ULM put forth a valiant second-half effort, but it was not enough as Ole Miss powered to a 60-38 victory Friday night in the season opener for both squads. The Warhawks shot just 28.6 percent for the game and struggled at the free-throw line, going 7-of-18.

Senior guard Fred Brown led the Warhawks with seven points on 2-of-12 shooting. It was the first time ULM failed to have a player score in double figures since 2006 against Iowa State. Freshman Trent Mackey came off the bench to notch five points and five rebounds in his first collegiate game.

ULM put on a spectacular defense display in the second half as Ole Miss shot just 23.3 percent in the half. The Warhawks cut the lead to as low as 16 in the second half, but that is as close as they would get.

After the two teams traded baskets for the first 10 minute of the second half, the Warhawks embarked on a 6-0 run - fueled by a pair of Fabio Ribeiro layups - to get within 49-33 with 5:14 remaining. ULM held Ole Miss scoreless for over three minutes during that stretch.

A Terrance Henry free throw and a layup from Murphy Holloway catapulted the Rebels back in front 52-33 with 4:21 left.

Henry, a Monroe, La. native, led three Rebels in double figures with 15 points. Nick Williams added 13 points and Dundreous Nelson chipped in 12 points for the Rebels. Holloway pulled down a game-high 17 rebounds.

The Warhawks shot just 16.7 percent in the first half as Ole Miss stormed out to a 33-11 advantage at halftime. ULM converted 4 of 24 from the field and 1 of 7 from 3-point range. The Rebels countered by shooting 44.4 percent and outgaining ULM 26-12 on the boards.

Ole Miss broke the game open with a 24-6 run over the final 13:18 of the first half. Leading 18-8, Williams scored nine straight points for the Rebels, capped by an old-fashioned three-point play that gave Ole Miss a 24-10 advantage with 7:00 remaining.

The Rebels continued the run spearheaded by an aggressive defense which blocked six shots and forced nine ULM turnovers in the half. The Warhawks managed just one point - a Christian Bibi Ndonga free throw - in the last 7:26 of the half.

No.	ULM	FG	3FG	FT	R	F	TP	A	TO	B	S	MIN
05	Bibi Ndonga, C.	1-3	0-0	2-6	5	2	4	0	1	0	0	21
41	Ribeiro, F.	2-7	0-0	1-2	6	4	5	1	5	0	0	29
11	Winborne, C.	2-6	1-3	1-2	2	3	6	3	1	1	0	23
24	Mingo, H.	1-5	0-2	0-0	0	4	2	0	3	1	1	18
55	Brown, F.	2-12	1-3	2-4	1	1	7	1	1	0	1	25
03	Hansberry, M.	0-2	0-0	0-0	1	1	0	4	2	0	1	15
04	McCray, R.	3-3	0-0	0-2	4	1	6	0	2	0	0	17
10	Mackey, T.	2-7	1-4	0-0	5	1	5	2	1	0	0	22
35	Lindsey, T.	1-4	0-3	1-2	4	3	3	0	1	0	1	30
TEAM		6										
TOTALS		14-49	3-15	7-18	34	20	38	11	18	2	4	200
		(286) (.200) (.389)										

No.	Ole Miss	FG	3FG	FT	R	F	TP	A	TO	B	S	MIN
01	Henry, T.	3-10	0-3	9-13	4	2	15	3	4	0	0	26
23	Buckner, R.	2-3	0-0	2-2	10	2	6	1	4	2	1	20
31	Holloway, M.	2-4	0-0	2-5	17	0	6	0	1	2	1	32
05	Nelson, D.	4-11	2-8	2-2	1	4	12	0	1	1	2	21
20	Williams, N.	5-11	2-6	1-1	3	1	13	1	2	0	1	31
04	Cox, D.	1-2	0-0	0-2	4	0	2	0	0	0	2	17
12	Aniefiok, M.	0-6	0-5	1-2	2	1	1	0	1	0	0	15
32	Summers, J.	2-9	1-4	0-0	2	4	5	3	2	1	1	27
34	Jones, A.	0-1	0-0	0-0	2	2	0	0	0	2	0	11
TEAM		3										
TOTALS		19-57	5-26	17-27	48	16	60	8	15	8	8	200
		(333) (.192) (.630)										

Technical Fouls: None

Officials: Gary Maxwell, Steven Andersson, Tony Henderson

Attendance: 5,729

Score by Half

--



Game 2 - Nov. 14 • Fant-Ewing Coliseum • Monroe, La.		
	INDIANA STATE	71
	ULM	59

MONROE, La. - Indiana State closed the game on a 13-5 run to defeat ULM 71-59 Monday night inside Fant-Ewing Coliseum. The game was the first of two this season between the two teams as ULM will make a return trip to Terre Haute, Ind. in December.

The defending Missouri Valley Tournament champions shot 45.0 percent from the field and knocked in eight 3-pointers to move to 2-0 on the season. ULM (0-2) countered by shooting 36.8 percent and going 9-of-19 from 3-point range to show dramatic improvement from Friday's season opener at Ole Miss.

Senior guard Fred Brown had season-highs of 15 points, seven rebounds and five assists to lead ULM, while sophomore guard Charles Winborne chipped in 12 points - all on 3-pointers -- for his first double-digit scoring output with the Warhawks.

The Warhawks were within one at 52-51 with 10:09 to play, but that is as close as they would get. Leading 58-54, Indiana State's Jordan Printy drained a 3-pointer from the right corner to kick-start the 13-5 run with 7:12 left in the game. ISU's Dwayne Lathan, a Chatham, La. product, knocked home a pair of free throws to give the Sycamores their biggest lead of the night (71-57) with 1:28 remaining.

Winborne hit 3-pointers on back-to-back possessions, and senior guard Hugh Mingo added a layup as ULM cut the Indiana State lead to 50-48 with 11:14 remaining. ULM got to within one (52-51) on Winborne's fourth 3-pointer of the night. The Warhawks hit seven of their nine 3-pointers in the second half.

Indiana State hit seven of its first 13 shots, including three 3-pointers, to build an early 17-8 lead. Another 3 by Lucas Eitel gave the Sycamores a 20-10 advantage - its largest lead of the half - with 11:34 before the break. The Sycamores had a 34-26 lead at the break.

Carl Richard led Indiana State with 15 points and 10 rebounds, followed by Jake Odum and Printy with 13 points each. Lathan finished the night with nine points, five rebounds and two assists in his return to Louisiana.

No.	Indiana State	FG	3FG	FT	R	F	TP	A	TO	B	S	MIN
34	Walker, M.	3-7	0-0	0-1	3	0	6	1	1	2	0	28
13	Odum, J.	5-9	0-0	3-4	5	3	13	6	1	1	2	35
15	Richard, C.	6-15	1-3	2-2	10	1	15	0	0	1	3	26
24	Printy, J.	5-11	3-9	0-0	4	1	13	2	0	0	0	32
25	McWhorter, S.	3-5	1-1	2-2	2	3	9	2	0	1	0	30
02	Eitel, L.	2-3	2-2	0-0	3	0	6	1	1	0	0	14
05	Gant, J.	0-1	0-0	0-0	2	1	0	0	1	2	0	9
20	Lathan, D.	3-9	1-5	2-2	5	2	9	2	1	1	1	26
TEAM		2										
TOTALS		27-60	8-20	9-11	36	11	71	14	5	8	6	200
		(.450) (.400) (.818)										

No.	ULM	FG	3FG	FT	R	F	TP	A	TO	B	S	MIN
35	Lindsey, T.	1-1	1-1	0-0	6	5	3	2	0	0	0	18
41	Ribeiro, F.	3-10	0-0	0-0	4	2	6	1	3	0	0	21
10	Mackey, T.	2-4	2-4	2-2	2	0	8	0	3	0	0	26
24	Mingo, H.	3-13	0-3	0-0	5	2	6	0	3	1	0	28
55	Brown, F.	4-13	2-4	5-7	7	3	15	5	0	0	0	30
03	Hansberry, M.	2-4	0-2	1-1	0	0	5	0	1	0	0	10
04	McCray, R.	2-4	0-0	0-0	3	0	4	0	0	0	0	18
05	Bibi Ndongo, C.	0-1	0-0	0-0	2	0	0	1	0	2	1	23
11	Winborne, C.	4-7	4-5	0-0	0	1	12	1	1	0	0	26
TEAM		4										
TOTALS		21-57	9-19	8-10	33	13	59	10	11	3	1	200
		(.368) (.474) (.800)										

Technical Fouls: None

Officials: Gary Maxwell, Steven Anderson, Tony Henderson

Attendance: 1,236

Score by Half

Indiana State.....	34-37	71
ULM .....	26-33	59

Game 3 - Nov. 16 • Thompson-Boling Arena • Knoxville, Tenn.		
	ULM	62
	TENNESSEE	85

KNOXVILLE, Tenn. - Fred Brown scored a game-high 18 points and the Warhawks led by as many as four in the second half, but it was not enough as Tennessee pulled away for an 85-62 victory Wednesday evening inside Thompson-Boling Arena.

The Volunteers shot 57.1 percent from the field in the second half and outscored the Warhawks by 25 points over the final 13 minutes. Tennessee (2-0) finished with a 34-10 advantage in the paint.

ULM (0-3) had its best shooting effort of the season, finishing at 42.9 percent from the field. The 62 points scored were also a season high. Senior guard Hugh Mingo was the only other ULM player to score in double figures, finishing with 11 points, seven rebounds and four assists. Senior center Fabio Ribeiro scored eight points and had seven rebounds.

ULM led by as many as four points (39-35) early in the second half following 3s from Trent Mackey and Charles Winborne. A jumper from Ribeiro gave ULM its final lead at 48-46 with 13:45 remaining.

Tennessee exploded for a 29-9 run midway through the second half to take a 75-57 advantage with 4:44 remaining in the game. The Vols hit four 3-pointers during that stretch and wore down an undersized ULM team in the paint.

Trae Golden, the reigning SEC Player of the Week, led five Tennessee players in double figures with 17 points and 11 assists. Skylar McBees had 15 points, Cameron Tatum chipped in 13 points and Jeronne Maymon and Josh Richardson each had 11 points.

The Vols scored nine straight points - five from Golden - to take a 55-48 advantage. Richardson added a dunk and a 3-pointer to extend the Tennessee to 62-51 with 9:30 left in the game. Tatum added 3-pointers on back-to-back possessions to build the Vols lead to 75-57.

Tennessee finished with a 46-27 rebounding edge and took advantage of it by outscoring ULM 15-4 on second-chance points.

ULM held Tennessee to 31.3 percent shooting in the first half as the two teams were tied 33-33 at halftime. Brown scored 10 points in the half, including a pair of 3-pointers to lead the way for the Warhawks, who shot 46.9 percent.

After falling behind 9-0 to start the game, the Warhawks rallied back with a 16-6 run - capped by a 3-pointer from Brown - to take its first lead of the game with 10:25 remaining before intermission. Neither team led by more than four points the rest of the half.

Mingo hit back-to-back shots to give ULM its largest lead of the half at 33-31 with 1:07 left.

No.	ULM	FG	3FG	FT	R	F	TP	A	TO	B	S	MIN
35	Lindsey, T.	1-3	0-1	2-2	4	5	4	0	1	0	1	20
41	Ribeiro, F.	4-11	0-0	0-0	7	3	8	0	0	1	1	33
10	Mackey, T.	2-2	2-2	0-0	1	2	6	1	1	0	1	23
11	Winborne, C.	2-6	2-5	0-0	2	1	6	5	1	0	0	23
55	Brown, F.	6-14	4-8	2-2	1	4	18	2	2	0	2	28
03	Hansberry, M.	2-5	0-1	0-0	2	1	4	2	0	0	0	19
04	McCray, R.	2-3	0-0	1-2	0	1	5	1	4	2	1	23
23	Smith, R.	0-0	0-0	0-0	0	0	0	0	0	0	0	2
24	Mingo, H.	5-12	0-2	1-2	7	2	11	4	0	1	0	27
33	Martin, D.	0-0	0-0	0-0	0	0	0	0	2	0	0	2
TEAM		3										
TOTALS		24-56	8-19	6-8	27	19	62	15	11	4	6	200
		(.429) (.421) (.750)										

No.	Tennessee	FG	3FG	FT	R	F	TP	A	TO	B	S	MIN
20	Hall, K.	1-5	0-0	0-0	5	1	2	1	3	2	0	17
34	Maymon, J.	5-6	0-0	1-3	11	0	11	1	2	0	0	23
52	McRae, J.	3-9	1-5	2-2	1	1	9	1	3	2	0	17
11	Golden, T.	5-11	1-4	6-7	3	2	17	11	3	0	0	31
23	Tatum, C.	4-10	3-6	2-3	4	1	13	2	0	0	2	31
01	Richardson, J.	4-7	1-3	2-2	2	1	11	2	0	0	2	18
02	Campbell, G.	0-0	0-0	0-0	0	0	0	0	0	0	0	1
03	Woolridge, R.	0-4	0-2	0-0	5	0	0	0	0	1	0	15
13	McBees, S.	5-11	5-9	0-0	3	2	15	2	0	0	2	30
24	Lopez, B.	0-0	0-0	0-0	0	0	0	0	0	0	0	2
25	Miller, D.	3-4	0-0	1-3	6	3	7	0	0	0	1	15
TEAM		6										
TOTALS		30-67	11-29	14-20	46	11	85	20	11	5	7	200
		(.448) (.379) (.700)										

Technical Fouls: None

Officials: Tony Greene, Mike Nance, Chuck Jones

Attendance: 14,751

Score by Half

ULM .....	33-29	62
Tennessee .....	33-52	85

**TV/RADIO ROSTER**

**3 • MARCELIS HANSBERRY**  
Sophomore • Guard  
Jackson, Miss.



**4 • R.J. MCCRAY**  
Sophomore • Guard  
Grand Prairie, Texas



**5 • CHRISTIAN BIBI NDONGO**  
Senior • Forward  
Yaounde, Cameroon



**10 • TRENT MACKEY**  
Freshman • Guard  
Tampa, Fla.



**11 • CHARLES WINBORNE**  
Sophomore • Guard  
Shreveport, La.



**14 • IFE EKE**  
Sophomore • Forward  
Lagos, Nigeria



**15 • STEVEN MCCLELLAN**  
Sophomore • Center  
Fresno, Calif.



**23 • REGINALD SMITH**  
Freshman • Guard  
Columbia, La.



**24 • HUGH MINGO**  
Senior • Guard  
West Monroe, La.



**33 • D'ANDRE MARTIN**  
Freshman • Guard  
Monroe, La.



**35 • TREY LINDSEY**  
Freshman • Forward  
Austin, Texas



**41 • FABIO RIBEIRO**  
Senior • Center  
Caetopolis, Brazil




**55 • FRED BROWN**  
Senior • Guard  
West Palm Beach, Fla.



**KEITH RICHARD**  
Head Coach



**CORD WRIGHT**  
Assistant Coach



**BRANDON ROBERTS**  
Assistant Coach